

# GROUP LEADERS

## HOW TO GET STARTED



WREATHS *across* AMERICA


# Save the Dates!



## SAVE *the* DATE

*for National Wreaths Across America Day*

**SATURDAY, DECEMBER 19, 2026**



## WREATHS *across* AMERICA 2026 NEW CUTOFF DATES

REGION 1

DECEMBER 2ND  
AT 11:59PM EST



REGION 2

DECEMBER 2ND  
AT 11:59PM EST



REGION 3

DECEMBER 1ST  
AT 11:59PM EST



REGION 4

DECEMBER 1ST  
AT 11:59PM EST



REGION 5

DECEMBER 2ND  
AT 11:59PM EST



# Stay Involved Year-Round

## TEACH Program



Use the free K-12 Educational Curriculum to teach the next generation.

## Mobile Education Exhibit (MEE)



Travels the country to spread patriotism & love of country.

## Remembrance Tree Program



Place a Dog Tag to honor your veteran loved ones.

## WAA Radio and Resources for Veterans



Share these valuable resources with your community!

REMEMBER. HONOR. TEACH.




*Today, I placed a Wreath on the Grave of an American Hero...*




WREATHS *across* AMERICA

# Locations & Sponsorship Groups


## How Do They Work Together?

 **Locations** are the heart of our mission, where wreaths are placed to honor veterans during a Wreaths Across America ceremony. Each location has a dedicated volunteer Location Coordinator who plays a key role in planning, logistics, and bringing the community together. Their hard work, alongside Sponsorship Groups, ensures every veteran receives the recognition they deserve.


 **Sponsorship Groups** are a driving force in raising wreath sponsorships through local fundraising events, online outreach, and connecting with businesses and organizations. Groups can support as many locations as they like, uniting their communities around the mission to Remember, Honor, and Teach.

 **For volunteers managing both a Group and a Location:** Always direct your supporters to your Sponsorship Group's WAA page to ensure wreaths are properly credited to your group's plan and placed at your location.

## Sponsorship Group Plan Options:

 **\$5 Forward** – For every sponsored wreath, you automatically get \$5 towards another wreath.

 **\$5 Back** – Earn \$5 for every sponsored wreath, helping give back to your local community.

 **No Plan** – Supports WAA's mission by helping behind the scenes with operational costs, including shipping, insurance, technology, and support for volunteers nationwide.

Groups have the opportunity to change their plan once a year when they reinstate, ensuring they have the flexibility to adapt to their needs. Plus, location coordinators can register a sponsorship group, enabling them to unlock all the amazing benefits of a group plan.

**Together, Locations and Sponsorship Groups have the power to make a lasting impact in honoring our nation's veterans!**

# How to Get Credit for Sponsored Wreaths

## ❖ ONLINE ORDERS

- Encourage your supporters to visit your group or location page and click the 'Sponsor Wreaths' button. *This is the quickest way to make a meaningful difference for our veterans!*
- **Secure payment methods:** Credit/Debit Card, Google Pay, or PayPal.
- **Processing time: 24-48 hours.**

## ❖ MAILED ORDERS

- For mailed orders, sponsors should send a check made out to Wreaths Across America, along with the approved **WAA Order Form**, or you can complete a **Tally Sheet** that includes your **Group ID** and **Location ID** and mail it with their checks.
- **Processing time:**
  - February-October: 3-4 weeks
  - November-January: 8-12 weeks

## ❖ PHONE ORDERS

- Sponsors can call 877-385-9504 for assistance and provide your Group ID and Location ID.
- **Processing time: 24-48 hours.** *A simple phone call can make a big impact!*

## IMPORTANT

**For volunteers managing both a Group and a Location:** Always direct your supporters to your Sponsorship Group's WAA page to ensure wreaths are credited correctly to your group's plan and placed at your location.

Sponsors have 60 days to make changes if they accidentally place an order incorrectly.

*Sponsorship Groups get credit only for orders processed through their group's page or connected member pages.*



# How to Sponsor Online

All Online Orders must be received by 11:59pm EST on our Regional Cutoff Date to be guaranteed for delivery this year!

## Step-by-Step Instructions for Online Ordering

1. Click the red Sponsor Wreaths button.
2. Select the number of wreaths to sponsor.
3. Choose the sponsorship group to support.
4. Pick the location for wreath placement.
5. Add customizations, if desired: Grave Specific Request, Remember Wall Post, Pair Wreaths, e-Card or Mailed, In Honor/Memory Of
6. Confirm and add to cart, then checkout or add more sponsorships before completing the order.

## IMPORTANT

- ❖ Online Orders will appear on the Details tab of your Wreath Count Report within 24-48 hours of processing. They will show up on your Wreath-O-Meter and Research Orders right away!

SPONSORSHIP  
\$17

*What does it mean to sponsor a wreath?* Sponsoring a veteran's wreath is a personal gift of gratitude and remembrance for someone who served this country so that we can be free.

Your sponsorship supports the yearlong mission to remember the fallen, honor those who serve, and teach the next generation the value of freedom, while making new and existing free programs available to the masses. With each sponsorship made, a veteran's wreath will be placed to honor an American hero at participating locations this year on National Wreaths Across America Day.

With each veteran's wreath placed by a volunteer, we ask that they "say their name" to ensure that the legacy of duty, service, and sacrifice is never forgotten.

Did you know that Wreaths Across America now offers recurring sponsorships? You can choose how often you'd like to contribute, with the flexibility to pause or cancel anytime! Sign up today by completing this form: (<https://tinyurl.com/n735zrb1>)

### 1. Wreaths to Sponsor

1 WREATH  
5 WREATHS  
12 WREATHS  
CUSTOM

Please select the number of veterans' wreaths you would like to sponsor or click **CUSTOM** to select your preferred number of *wreaths, dollars or boxes*.

NEXT >

### 2. Sponsorship Group to Support

### 3. Location to Place Your Wreaths

### 4. Choose Customizations (Optional)

Confirm & Add to Cart

# Checkout is Easy!

Item	Qty	Total	Actions
<b>SPONSORSHIP</b> SPONSORSHIP INFO: 1 Wreath * \$17.00. At this level, you will be providing 1 veteran's wreath and support for volunteers to honor the legacy of 1 American hero. LOCATION AND GROUP INFO: Your sponsorships will credit NV0116 - 702 Xventures sponsorship group. Your sponsorships will be placed at SDSLCC - Scandinavia Lutheran Church Cemetery. GRAVE SPECIFIC INFO: Your Grave Specific Request will be placed by a volunteer on the gravesite of Clarence Erickson, Navy found at section row marker.		\$17.00	<a href="#">EDIT</a> <a href="#">REMOVE</a>

**CART SUMMARY**

Subtotal: \$17.00  
GRAND TOTAL: \$17.00

**Help Remember, Honor and Teach**

- Contribute \$3.00 to WAA's Technology and Administrative Costs
- Contribute \$3.00 to WAA's Mobile Education Exhibit
- Contribute \$3.00 to WAA's TEACH Program

[START CHECKOUT](#)

## A Few Tips for Checkout

### → Email Address

- ◆ The sponsor must enter their own email address at checkout.
- ◆ Sponsors may consider creating an account with a login for quicker and more efficient checkout on future orders.

**Customer**

Email

[CONTINUE](#)

Subscribe to our newsletter.

Already have an account? [Sign in now](#)

Or continue with

[PayPal Checkout](#) [G Pay](#) [VISA](#) \*\*\*\* 3249

**Billing**

**Payment**

**Order Summary** [Edit Cart](#)

1 Item

1 x Sponsorship \$17.00

Sponsorship Info 1 Wreath \* \$17.00. At this level, you will be providing 1 veteran's wreath and support for volunteers to honor the legacy of 1 American hero.  
Location and Group Info Your sponsorships will credit NV0116 - 702 Xventures sponsorship group. Your sponsorships will be placed at SDSLCC - Scandinavia Lutheran Church Cemetery.  
Grave Specific Info Your Grave Specific Request will be placed by a volunteer on the gravesite of Clarence Erickson, Navy found at section row marker .  
Digital Item

Subtotal \$17.00

## Payment Processing

- **Payment Options:** Sponsors can pay securely with Credit/Debit Card, Google Pay, or PayPal.
- **Billing Address:** The billing address entered on your order must match the billing address associated with your payment method. This helps to prevent any processing issues and ensures a smooth transaction.



# What Are Grave Specific Requests?



**Grave Specific Requests allow sponsors to honor their veteran loved ones by ensuring a wreath is placed directly on their grave.**

This is a deeply meaningful way to honor their sacrifice, and it's at the heart of what we do—giving families the chance to remember their veterans with a wreath.

## **It's Easy to Order Grave Specific Wreaths - Online**

When ordering online, simply select the "Grave Specific" option under Customizations during the ordering process. If the location does not accept Grave Specific Requests, this option will not be available. Sponsors can choose to place the wreath themselves or request a volunteer to place it on their behalf.

## **You Can Also Order Grave Specific Wreaths - Mailed**

Complete the Grave Specific Wreath Sponsorship Form or Tally Sheet with the required information and mail it with your check. Be sure the location accepts Grave Specifics before mailing in a request!

### **Required Information**

You'll need to provide the veteran's first and last name. To help with placement, it's also helpful (but not required) to include the veteran's branch of service, military rank, date of birth, date of passing, and gravesite details (section, row, and/or marker number).

"We are not here to decorate graves. We are here to remember not their deaths, but their lives." — Karen Worcester, Executive Director of Wreaths Across America

# Your Volunteer Dashboard — What You Can Do + How to Get Started

## Getting Started:

Your [Volunteer Dashboard](#) is where you will manage every detail for your Sponsorship Group and/or Location. It's easy to use, with instructions built into each section.

## How to Log In (First Time)

Go to: [manage.wreathsacrossamerica.org](https://manage.wreathsacrossamerica.org)

✓ Choose a **sign-in method**: Google, Microsoft, Apple, LinkedIn, or Facebook — just use the *same email* WAA has on file so your account links correctly.

✓ OR sign in with your **email & create a password** if preferred.

✓ Forgot your password? Click **“Forgot Password”** to reset it.

## Your Dashboard = Your Command Center

Use it to manage every part of your Sponsorship Group or Location.

- ◆ **Manage Your Page**
  - Keep registration details current
    - Customize your page
  - Invite/view team members
- ◆ **Promote Your Cause**
  - Send thank-you messages to volunteers & sponsors
    - Share ready-to-use message templates
    - Create news posts & photo albums
- ◆ **Track Progress & Orders**
  - See your total wreath count and volunteer stats
    - Research individual orders
    - Manage grave-specific requests
  - View Honor Card + Remember Wall posts
- ◆ **Quick Access Tools**
  - Access volunteer policies
    - Shop supplies

# Messages to Supporters & Community Outreach

## Clear, Engaging Communication = Strong Community Support!

Check out the Dashboard Tutorial on the [Volunteer Resource Page](#) for step-by-step guidance on how to send powerful messages that rally your community and keep everyone in the loop.

### Key Details to Communicate

- ❖ **Sponsor Call to Action:** Share your progress! Let your supporters know how many wreaths have been sponsored and how many more are needed. People love to see the difference they're making, so keep them updated!
- ❖ **Volunteer Assignments:** Give your volunteers everything they need to succeed—clear duties, timelines, and easy-to-follow maps. And don't forget to thank them for their time and commitment!
- ❖ **Important Event Details:** Make sure to address parking, ceremony times, and additional event highlights (like speakers, wreath distribution, and refreshments). These details will keep everyone informed and excited to participate!
- ❖ **Grave Specific Placements:** Help those honoring their loved ones by providing them with clear details about when and where to pick up wreaths. Let them know how much it means!
- ❖ **Wreath Retirement:** Make sure to send a heartfelt invitation to your community, sharing the date, time, and details for the wreath retirement ceremony. Thank your supporters for their dedication!

### Community Outreach

**Engage and Energize Your Community:** Stay connected by using the Dashboard to send impactful messages to your Sponsorship Groups, Sponsors, and Volunteers, keeping them updated and motivated. Additionally, reach out to elected officials with personalized invitations via email or mail, showing them how valuable their presence will be to your community and the success of your mission.

# Wreath-O-Meter



## RESULTS

2026 SO FAR

413 Wreaths Sponsored

1.9% to Goal

21,187 To Go!

## Visual Progress Tracker

The Wreath-O-Meter is a dynamic progress tracker on your WAA page that turns green as wreaths are sponsored, offering a real-time view of how close you are to reaching your goal. It encourages community engagement by visually showing progress and motivates supporters to contribute more to help achieve your goal.

## Motivational Tool

- ❖ **Initial Goal:** Set a realistic goal based on your community's potential support.
- ❖ **Lowering the Goal:** If the initial goal seems too ambitious, it's okay to adjust it to something more achievable.
- ❖ **Increasing the Goal:** If your community is rallying strong, consider raising your goal by 10%. This can challenge your supporters and drive even more contributions.

**Stay flexible, and regularly check then adjust your sponsorship goal to keep the momentum with your community!**

# How Many Wreaths Do You Have?

## 3 Places to View Orders

- ❖ **Wreath-O-Meter:** Shows a live count of orders received.
- ❖ **Wreath Count Report:** Syncs every 24 hours during scheduled overnight system updates (not live).
- ❖ **Research Orders:** Provides a live count of orders received and allows you to individually thank each sponsor.

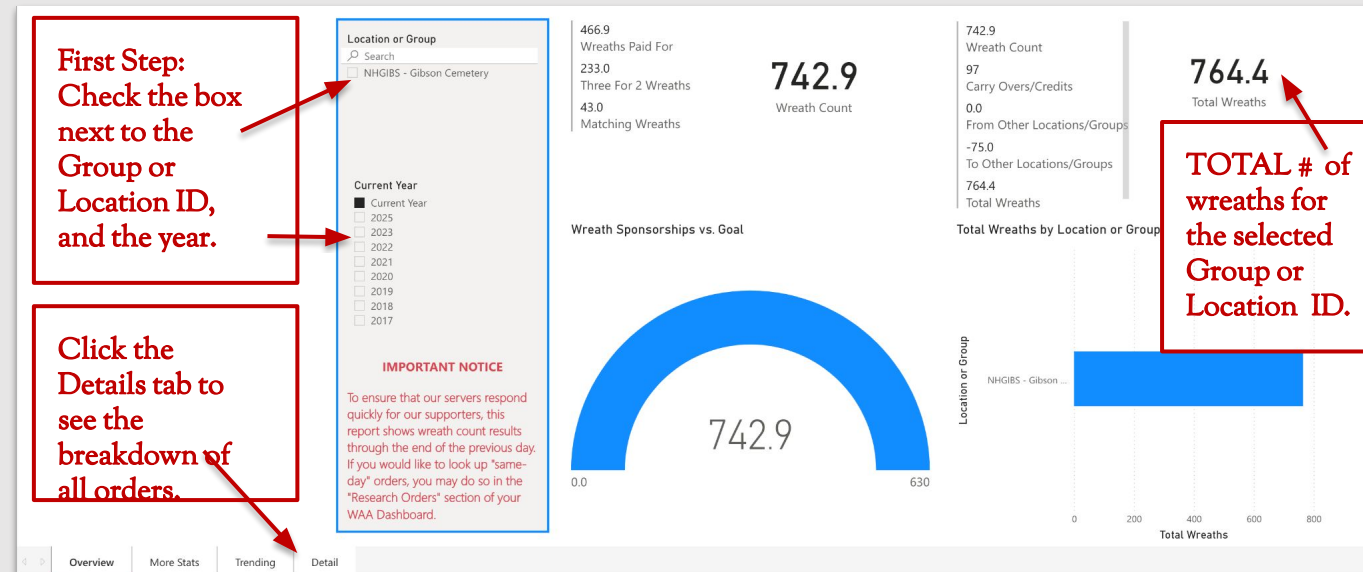
## Order Processing Times

- ❖ **Online Orders:** These process quickly and are visible on your Dashboard Reports within 24-48 hours!
  - Promotional wreaths will not appear in the shopping cart prior to checkout. They will be added to qualifying orders after processing is complete.
- ❖ **Mailed Orders:** Processed individually as received; during peak times, they may be added in bulk. Individual details might take 8-12 weeks to appear, especially from November to January.

Manage your WAA account on the Dashboard:

[manage.wreathscrossamerica.org](http://manage.wreathscrossamerica.org)

**Need Help?** Check out our Volunteer Tutorials on the [Volunteer Resource Page](#) or contact your Regional Liaison Team!



**First Step:**  
Check the box  
next to the  
Group or  
Location ID,  
and the year.

Click the  
Details tab to  
see the  
breakdown of  
all orders.

**TOTAL # of  
wreaths for  
the selected  
Group or  
Location ID.**

# Use the Volunteer Resource Page

## Where Can I Find the Volunteer Resource Page?

🌐 Head to the WAA Website: Visit [www.wreathscrossamerica.org](http://www.wreathscrossamerica.org), click on Resources, and select Volunteer Resource Page to get started! Or go directly to <https://www.wreathscrossamerica.org/Resources/VolunteerResourcePage>

## What Is The Volunteer Resource Page?

The Volunteer Resource Page is your one-stop shop for all things WAA, packed with the most up-to-date resources to help you succeed, including order forms, documents and templates, marketing materials, logos and press releases, webinar recordings, and volunteer tutorials—everything you need is right there!

## What If I Want to Customize a Document?

Want to make it your own? No problem! Just email your draft to your Regional Liaison Team before printing or sharing. We'll get it approved to ensure it aligns with WAA standards.

## Should I Use a QR Code?

➡ Absolutely! If making your own, be sure to link the QR code to your WAA group page so they get credit for the wreath orders. It's a simple but powerful way to get everyone connected!

Say their  
names,  
honor  
their  
sacrifice.



# Boost Your Fundraising with New Ideas!




## Fundraising Idea Guide


Supporting the Year-long Mission to Remember, Honor and Teach

Welcome to Your Fundraising Idea Guide.....	2
Getting Started.....	3-4
Key Dates & Timeline for Fundraising Success.....	5-6
Community Outreach.....	7-9
Effective Communication Tips.....	10-11
FAQs: Answers to Common Questions About Fundraising.....	12-13
Creative Fundraising Ideas.....	14-42
Handmade Craft Fundraiser.....	15
Gift Card Bingo Fundraiser.....	16
Tournament Time.....	17
Raffle It Off.....	18
Feed Them.....	19
Restaurant Night.....	20
Motorcycle Run.....	21
Include Your Pets.....	22
Cash Calendar.....	23
Car Wash.....	24
Point of Sale Kits.....	25
Baked Goods Auction.....	26
Flag-a-Friend.....	27
Bucket/Boot Fundraiser.....	28
Adopt a Veteran.....	29
Wreath-O-Meter Stats.....	30
Facebook Fundraiser.....	31
Share Your WHY.....	32
Flag Tree Fundraiser.....	33
Share WAA Videos.....	34
You've Been Ducked.....	35
Aqua Duck Races.....	36
Coffee for a Cause.....	37
Coffee With Vets.....	38
Santa for Sponsorships.....	39
WAA Bingo Night & More.....	40
Game Day & Concert Fundraising.....	41
Trunk-or-Treat Fundraiser.....	42

The **Fundraising Idea Guide** is packed with resources to make your fundraising efforts more effective and successful.


## Here's what you'll find:


 **Getting Started** – Learn the basics of fundraising and how to set achievable goals for your community.

 **Key Dates & Timeline** – Plan ahead with a step-by-step timeline tailored to each season—Spring, Summer, Fall, and Winter.

 **Community Outreach** – Discover the best ways to connect with local businesses, schools, and organizations, whose support is key to your success!

 **Effective Communication Tips** – Best practices to engage and inspire your supporters.

 **FAQs** – Answers to common fundraising questions.

 **Creative Fundraising Ideas** – Dozens of unique ways to increase wreath sponsorships, including how it works, how to cover the cost, plus examples and templates.

**Unlock the full potential of your fundraising efforts—download the NEW Fundraising Idea Guide today!**

# Extra Support with Grants

## All About Grants

Grants are a great way to secure wreath sponsorships or help cover costs for a wreath-laying ceremony. Many businesses and organizations offer grants, and starting early in the year gives you the best chance before budgets are finalized.

However, opportunities can be available year-round, so keep looking!

## How You Can Get Started

- ❖ Explore grant opportunities and reach out to companies to learn about their application process.
- ❖ If you complete an application, do not sign it.
- ❖ Submit the application to the WAA Grants Team by filling out the Grant Notification Form on the [Volunteer Resource Page](#).
- ❖ Need help? Check out our [All About Grants](#) volunteer tutorial or Email [grants@wreathscrossamerica.org](mailto:grants@wreathscrossamerica.org) for guidance!

## Approval & Processing

Grant timelines vary, with some taking up to six months for approval. Once approved, funds are typically disbursed within 4–6 weeks. The WAA Grants

Team will review, finalize, and submit applications, making any necessary corrections before signing and submitting them on behalf of WAA. Be sure to check deadlines and award dates to stay on track!



**DON'T SAY "I SHOULD HAVE," SAY "I DID!"**



**WREATHS** *across* AMERICA

# Ways to Help Location Coordinators



## Support Wreath Day Planning

*Location Coordinators work hard to organize Wreath Day and need extra hands. Check in with them to see how your Sponsorship Group can assist. They'll appreciate your help!*

## Help with the Ceremony

*They may need help arranging speakers, vocalists, an Honor Guard, or wreath presenters. Greeting attendees and ensuring grave-specific wreaths are placed also make a big impact.*

## Keep Things Running Smoothly

*Setting up chairs, managing parking, and directing traffic help create an organized and respectful event. Crowd control ensures a smooth experience for everyone.*

## Pitch in Before & After

*Handing out wreaths, overseeing placements, and helping with cleanup are all essential tasks. Every effort ensures a meaningful and well-organized event.*

# Stay WAA Connected!

We encourage all our volunteers to connect with us online to share photos, stories, fundraising ideas, and more!

## Follow & Engage with WAA:



- ❖ Official Facebook Page: [www.facebook.com/WAAHQ](http://www.facebook.com/WAAHQ)
- ❖ Private Facebook Groups for Groups & Locations: Check your Registration Confirmation Email for details on joining our private group.
- ❖ Instagram: <https://www.instagram.com/wreathscrossamerica/>
- ❖ TikTok: <https://www.tiktok.com/@wreathscross>
- ❖ Twitter (X): <https://x.com/WreathsAcross>
- ❖ YouTube: <https://www.youtube.com/WreathsAcrossAmerica>
- ❖ LinkedIn: <https://www.linkedin.com/company/wreaths-across-america/>

## Managing Social Media for Your Group or Location?

If your group or location has a Facebook page, it's important to share your page link with your Regional Liaison Team and add Samantha Clark, our Social Media Manager for Locations & Groups, as an admin. This ensures Wreaths Across America can provide support, share important updates, and help you maximize your social media presence. If you need guidance on setup, content, or engagement strategies, Samantha is here to help! Contact her at 207-221-5169 or [sclark@wreathscrossamerica.org](mailto:sclark@wreathscrossamerica.org).

## Listen to Wreaths Across America Radio!

Wreaths Across America Radio is a 24/7 streaming station featuring inspiring content about service members, veterans, and volunteers. Enjoy patriotic programming, country music, and a live morning show weekdays from 6-10 AM EST!

 Listen anytime: [www.wreathscrossamerica.org/radio](http://www.wreathscrossamerica.org/radio)  iHeart Radio, TuneIn, Simple Radio, or download the app in the App Store or Google Play.



# Meet the WAA Locations & Groups Team!



**Julie Bright**  
Director of Locations &  
Groups



**Meagan  
Erickson**  
Assistant Director of



**Terra Delong**  
Region 1 Liaison



**Emily Carney**  
Region 1 Liaison



**Miesa Bland**  
Region 2 Liaison



**Janelle Eveld**  
Region 2 Liaison



**Richelle  
Bergeson**  
Finance Liaison



**Molly Nunley**  
Regional Liaison  
Assistant



**Ana Diaz**  
Region 3 Liaison



**Macie Parker**  
Region 3 Liaison



**Rikki Long**  
Region 4 Liaison



**Ashley  
Gatewood**  
Region 4 Liaison



**Annie Brooks**  
Region 5 Liaison



**Claire Gadomski**  
Region 5 Liaison



THANK YOU!



WREATHS *across* AMERICA

LOCATIONS & GROUPS TEAM