



WREATHS *across* AMERICA

Fundraising Idea Guide

Supporting the Year-long Mission to Remember, Honor and Teach

Welcome to Your Fundraising Idea Guide.....	2
Getting Started.....	3-4
Key Dates & Timeline for Fundraising Success.....	5-6
Community Outreach.....	7-9
Effective Communication Tips.....	10-11
FAQs: Answers to Common Questions About Fundraising.....	12-13
Creative Fundraising Ideas.....	14-42
<i>Handmade Craft Fundraiser.....</i>	<i>15</i>
<i>Gift Card Bingo Fundraiser.....</i>	<i>16</i>
<i>Tournament Time.....</i>	<i>17</i>
<i>Raffle It Off.....</i>	<i>18</i>
<i>Feed Them.....</i>	<i>19</i>
<i>Restaurant Night.....</i>	<i>20</i>
<i>Motorcycle Run.....</i>	<i>21</i>
<i>Include Your Pets.....</i>	<i>22</i>
<i>Cash Calendar.....</i>	<i>23</i>
<i>Car Wash.....</i>	<i>24</i>
<i>Point of Sale Kits.....</i>	<i>25</i>
<i>Baked Goods Auction.....</i>	<i>26</i>
<i>Flag-a-Friend.....</i>	<i>27</i>
<i>Bucket/Boot Fundraiser.....</i>	<i>28</i>
<i>Adopt a Veteran.....</i>	<i>29</i>
<i>Wreath-O-Meter Stats.....</i>	<i>30</i>
<i>Facebook Fundraiser.....</i>	<i>31</i>
<i>Share Your WHY.....</i>	<i>32</i>
<i>Flag Tree Fundraiser.....</i>	<i>33</i>
<i>Share WAA Videos.....</i>	<i>34</i>
<i>You've Been Ducked.....</i>	<i>35</i>
<i>Aqua Duck Races.....</i>	<i>36</i>
<i>Coffee for a Cause.....</i>	<i>37</i>
<i>Coffee With Vets.....</i>	<i>38</i>
<i>Santa for Sponsorships.....</i>	<i>39</i>
<i>WAA Bingo Night & More.....</i>	<i>40</i>
<i>Game Day & Concert Fundraising.....</i>	<i>41</i>
<i>Trunk-or-Treat Fundraiser.....</i>	<i>42</i>
<i>Pool Roomba.....</i>	<i>43</i>
<i>Lego Build Fundraiser.....</i>	<i>44</i>

Welcome to Your Fundraising Idea Guide

Thank you for your dedication to the year-long mission of Wreaths Across America: **Remember** the fallen. **Honor** those who serve. **Teach** the next generation the value of freedom. Your efforts in fundraising help ensure that veterans are remembered, their sacrifices are honored, and their stories are passed on to future generations. Every dollar raised brings us closer to placing a wreath on every servicemember's grave this December.

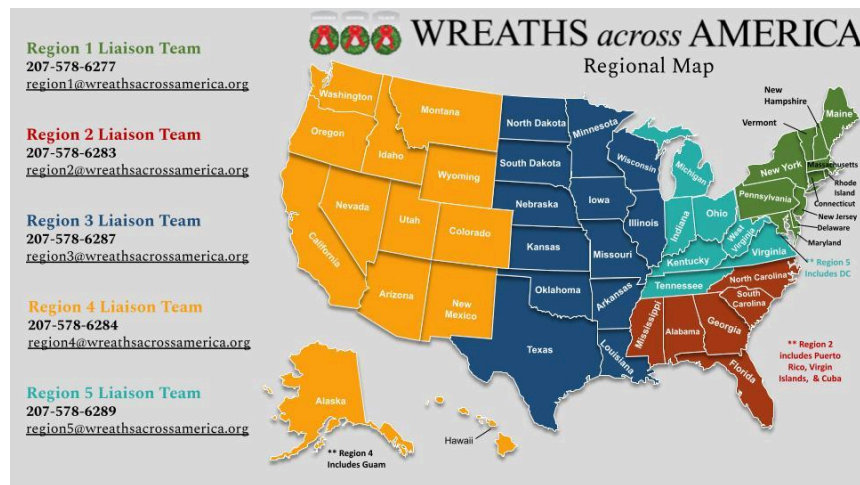
This guide is designed to provide you with creative ideas, practical tools, and helpful tips to make your fundraising efforts as successful as possible. Whether you're a Sponsorship Group Leader or a Location Coordinator, you'll find inspiration and resources tailored to help you achieve your goals as a volunteer.

What You'll Find in This Guide

- Easy-to-follow steps for planning and running successful fundraisers.
- Ready-to-use templates and tools to help you spread the word.
- Creative ideas to involve your community, schools and local businesses.
- Inspiring stories to show the impact of supporting the mission.

We're Here to Support You

If you have questions or need additional help, your Regional Liaison Team is always ready to assist. Contact them at their email and phone number listed on the Regional Map. You can also find this on the [Volunteer Resource Page](#).



A Note of Encouragement

Fundraising isn't just about raising money—it's about bringing your community together to honor our veterans and teach the next generation the value of freedom. Thank you for your passion and commitment. Let's make this year the best yet!

Getting Started

Welcome to the exciting journey of fundraising for Wreaths Across America! Whether this is your first time fundraising or you're a seasoned pro, this section will get you started on the right track.

Understand the Mission

Every wreath sponsored through your efforts is a step toward fulfilling, in part, the mission of Wreaths Across America. Your fundraising directly supports placing veterans' wreaths on the headstones of U.S. servicemembers, ensuring that their sacrifices are never forgotten and their stories live on for future generations.

Beyond wreaths, your fundraising also contributes to year-round programs like the Sponsorship Group Program, Mobile Education Exhibit, Remembrance Tree Program, the TEACH Program, Wreaths Across America Radio, Veteran Support Services, and tours of our National Museum and Gold Star Family History & Hospitality House in Maine. These free programs help us REMEMBER, HONOR and TEACH throughout the year, fostering connections with veterans and communities nationwide.

Set Clear Goals

Before you dive into fundraising, it's important to set clear, achievable goals. How many veterans' wreaths do you hope to sponsor? How much money do you need to raise? Setting specific goals will give your efforts direction and help you track your progress. Keep in mind that every wreath counts, and there is no goal too small!

Setting goals doesn't have to be complicated—start small and build momentum as you go.

1. Define Your Target

Decide how many wreaths you'd like to sponsor. Every \$17 sponsors a veteran's wreath. Break your goal into smaller, manageable steps, like aiming for a few wreaths each week or month.

2. Use Your Wreath-O-Meter to Stay Motivated

Update your sponsorship goal on the Wreaths Across America dashboard regularly, then watch the Wreath-O-Meter on your group or location page start to turn green as sponsorships are made! Seeing progress can inspire your community to help you meet your goal. You can adjust it anytime, so don't worry if things start slow—momentum often picks up in the fall!

3. Make a Simple Plan

Set a deadline for your goal and plan around key dates, like patriotic holidays or local events. Having a timeline helps you stay on track without feeling overwhelmed.

4. Celebrate Progress

Share updates and celebrate small wins with your supporters. Every step forward makes a difference and encourages others to get involved!

Know Your Resources

You're not alone in this! Wreaths Across America provides many resources to help you fundraise successfully. Take full advantage of these tools to make your outreach as smooth and effective as possible! Here are just a few:

- **Volunteer Resource Page:** This page is updated throughout the year with new and exciting resources to help you make the most of your volunteer efforts. *Bookmark this page:* <https://www.wreathsassamerica.org/Resources/VolunteerResourcePage>
- **Customizable Order Forms & WAA Day Posters:** Your Regional Liaison Team will create these for you when you register or reinstate for the year! Use these materials at events or leave them at local businesses to increase exposure.
- **QR Codes:** The custom QR code created by your Regional Liaison Team allows for easy online donations. It's on your Order Forms and WAA Day Posters to make it simple for others to sponsor wreaths through your group or location page.
- **Point of Sale (POS) Kits:** Available *free* in the Wreaths Across America store online—just cover the shipping if your order is under \$25. Share these kits with businesses in your community to help support your fundraising. [Order POS Kit Here](#)
- **Shop Location & Group Supplies:** The [Wreaths Across America online store](#) offers printables, custom-printed products, presentation items, and more to expand your reach!

Your Regional Liaison Team is here to support you! They know your area and can offer advice that will help you succeed locally, suggest ideas to improve your reach, and connect you with successful volunteers. Whether you need help organizing an event, marketing your efforts, or brainstorming new fundraising ideas, they're ready to guide you.

Build Your Team

You don't have to do it alone—building a team makes fundraising easier and more fun!

Ensure your team understands the mission. Assign easy tasks, check in regularly, and celebrate your progress as a team. The key is communication (and appreciation)! When everyone feels involved and inspired by the mission, it's easier to reach your goals.

1. Start with Friends & Family

Ask those closest to you to help. They're often your biggest cheerleaders and can spread the word to others. The trickle effect will help broaden your reach!

2. Reach Out Locally

Connect with local businesses, schools, and community groups. Businesses may offer grants, matching donations, or in-kind support, while schools can engage students through community service projects. The Wreaths Across America TEACH Program is a great way to introduce schools to the mission and involve the youth.

3. Partner with Community Groups

Work with veterans' groups, service and civic clubs, or faith-based organizations. They can offer support, volunteers, and help spread your message.

Key Dates & Timeline for Fundraising Success

Your Journey to Remember, Honor and Teach Starts Here!

Fundraising for Wreaths Across America can fit into your busy life. It's all about taking small steps that add up to big results. Here's a simple guide to keep you on track while making a meaningful impact on veterans, their families, and future generations.

Starting early makes your fundraising journey smoother and more rewarding! Giving yourself time to plan helps build momentum and lets you take advantage of local events or special occasions to boost your efforts and help you meet your sponsorship goals.

Spring (March – May)

 *Indoor Fundraising* 

- *Ideal for chilly days!* Host virtual events, create donation pages, or reach out to businesses and local community groups for support.
- **Set Your Goals:** Take a moment to decide how many veterans' wreaths you want to sponsor this year—small goals lead to big changes!

Summer (June – August)

 *Outdoor Fundraising* 

- *Perfect for sunny days!* Get outside for a car wash, BBQ, or partner with local events to boost awareness and donations at fairs, farmers markets, or community gatherings.
- **Boost Fundraising Efforts:** Get your fundraisers on the calendar. Hold community events, promote on social media, host online or silent auctions, and ask for sponsorships. Ask local businesses to sponsor wreaths and support your efforts.
- **Use QR Codes:** Share the custom QR code that links to your group or location's Wreaths Across America page for online sponsorships. It's great to use at events, on social media, and in your emails. It's an easy way for people to donate!
- **Track Progress:** Keep tabs on your wreath count and adjust your goal and fundraising efforts as needed.

Fall & Winter (September – December)

 *Boost Engagement for National Wreaths Across America Day!* 

September and October

- **Reach Schools with TEACH:** Start sharing the [TEACH Curriculum](#) with local schools when teachers are back in the classroom and planning the school year—an inspiring way for students to get involved!

- **Youth Engagement:** Reach out to schools, athletic clubs, and youth groups for wreath sponsorships. If they aren't already registered as a Sponsorship Group, invite them to sign up! Explain how they can become a **\$5 Back Group**, allowing them to earn payback funds to support their school, club and community. Share how they can make an impact in your community by researching and telling stories of veterans they know personally or have interviewed at a retirement home or community center. Consider creating a service project challenge to get students involved—they often need service hours, and we can verify those or provide a volunteer service letter. This is also the perfect time to launch the TEACH Program with your local youth!

November

- **Fundraising Momentum:** Keep the energy going by continuing to promote wreath sponsorships in your community. Consider organizing a community-wide yard sale, a donation-based "Veteran's Day" breakfast or dinner, or a local holiday craft fair where part of the proceeds go to wreath sponsorships. You can also host a "Wreaths Across America" donation drive or tap into local events to raise awareness and sponsorships.
- **Partner with Local Businesses:** Ask businesses to sponsor wreaths or provide in-kind donations, and promote their support by hosting "dine to donate" nights at local eateries. See if they'll use our *free* Point of Sale Kits in their storefront too!
- **Veteran's Day is on November 11th:** It's a day to honor our heroes! Share stories of local veterans on social media, host a ceremony, and encourage wreath sponsorships. This is a great time to remind sponsors they can make a Grave-Specific request, or sponsor a wreath In Honor or In Memory of a veteran loved one.
- **Cutoff Date:** Make sure all sponsorships are placed before 11:59 pm EST that day! Promote through social media, local newsletters, and community events to encourage last-minute orders.

December

- **National Wreaths Across America Day:** The big day! Gather your volunteers, attend wreath-laying ceremonies, and help place veteran wreaths at participating locations. This is the culmination of all your hard work!
- **Thank Your Supporters:** After the event, make sure to thank everyone who helped—whether through sponsoring wreaths, in-kind donations, or volunteering. It's a simple but powerful way to show appreciation.
- **Share Pictures and Videos:** Show how you were involved in the mission of Wreaths Across America and what your team of supporters did to help!

Once you get started, it's easy to keep your community engaged by fundraising year-round!

Community Outreach

Virtual Campaigns

Want to reach more supporters with just a few clicks? Hosting a **Facebook or Instagram Fundraiser** is a simple and effective way to spread the word and rally your community behind the Wreaths Across America year-long mission!

With a Facebook Fundraiser, you can set a goal, share why you support Wreaths Across America, and invite friends and family to join you in honoring veterans. Donations go directly through Facebook (META), making it easy for people to contribute. Instagram also offers fundraising tools, allowing you to raise funds through Stories and posts.

Every dollar makes a difference, so don't forget to fill out the Facebook Notification Form on the [Volunteer Resource Page](#) once your fundraiser ends. This ensures your group and location get credit for the funds you worked hard to raise!

Social Media Strategies

Harness the power of social media to engage your community, inspire support, and grow your impact! Creating a **Facebook Page** for your WAA Sponsorship Group or Participating Location is a great way to connect with supporters and encourage year-round involvement.

- ✓ **Share stories** about the heroes being honored and celebrated. Personal stories create meaningful connections and help TEACH the next generation the value of freedom.
- ✓ **Highlight community events** like veteran birthday celebrations, flag retirements, and other acts of remembrance. These stories bring people together!
- ✓ **Post "Thank You" messages** to veterans and their families to show appreciation and inspire others to do the same.
- ✓ **Always include your direct WAA page link** so that your group or location receives proper credit for sponsorships. Every post is an opportunity to inspire support, so make sure your group or location gets credit.

✗ **Avoid political or religious articles.** Even with good intentions, these can create unnecessary debate and distract from Wreaths Across America's mission.

Looking for inspiration? Visit the [Volunteer Resource Page](#) and explore the 'Marketing Materials for Social Media' section! You'll find ready-to-use templates, a monthly messaging guide with WAA-branded graphics, and helpful tips to make sharing even easier.

Need help? Reach out to **Samantha Clark, our in-house social media pro**, for guidance on getting started and making the most of your social presence. She can be reached at 207-221-5169 or by email at sclark@wreathsassamerica.org. *We recommend she also be added as an admin on your page so she can help manage it!*

School Partnerships

Partnering with local schools is a great way to engage students in the mission of Wreaths Across America while helping them learn about service, history and patriotism. Reach out to teachers, administrators, and student organizations to introduce the Wreaths Across America program as a meaningful way for students to give back to their community.

Encourage schools to register as a **\$5 Back Sponsorship Group**, which will allow them to raise funds for their school programs while honoring veterans. Many schools have service-learning requirements, and students can earn volunteer hours by helping with fundraising efforts, assisting on National Wreaths Across America Day, or participating in research projects about local veterans and sharing those stories in class or in community presentations.

You can also invite schools to explore the [Wreaths Across America TEACH page](#), which provides free lesson plans and activities that align with the mission to Remember, Honor, and Teach. Consider working with history, civics, leadership classes or after-school clubs to create special projects—such as interviewing veterans, writing essays about service, or hosting a remembrance ceremony.

Building these partnerships strengthens community involvement and ensures that the next generation understands the value of freedom and the sacrifices made to protect it.

Engaging Local Businesses

Local businesses often want to support causes that bring the community together, and Wreaths Across America is a great way for them to give back. Reach out to businesses in your area and share how they can sponsor veterans' wreaths, host workplace fundraisers, get involved by volunteering, and/or become corporate sponsors.

Ask if they'd be willing to host a round-up campaign at checkout, where customers can round up their total to support wreaths. Restaurants or coffee shops might donate a portion of sales from a featured item, and businesses can also encourage employees to participate through payroll donations or department competitions.

Be sure to recognize their generosity! Shout them out on social media, invite them to volunteer on National Wreaths Across America Day, and encourage team-building through the mission.

To make outreach even easier, visit the [Volunteer Resource Page](#) and check out the **Marketing Materials that Teach** section. Resources like the **Fact Sheet**, **Template Business Letter**, and **All About Grants** will help you communicate the impact of Wreaths Across America and secure local business support.

Not sure where to start? Think about businesses you already support—your favorite coffee shop, gym, or local hardware store. A simple conversation can lead to a great partnership!

Involving Veteran and Civic Organizations

Involving local veteran and civic organizations, such as American Legion posts, VFW chapters, Rotary Clubs, and Elks Lodges, can significantly boost your fundraising efforts and support for Wreaths Across America. These groups are already dedicated to serving their communities and honoring veterans, making them ideal partners in your mission.

Reach out to these organizations and highlight the opportunity to sponsor wreaths, host fundraising events, or volunteer on National Wreaths Across America Day. They can also register as a **\$5 Back Group** to support their own organization and the good work they do for local veterans and their community. This is a great way to ensure they can contribute while benefiting their own efforts.

To make outreach easier, visit the **Marketing Materials that Teach** section on the [Volunteer Resource Page](#). Resources like the **WAA Presentation** and **Fact Sheet** will help you communicate the mission and impact of Wreaths Across America. Additionally, check out the **Marketing Materials for Social Media** section for videos that highlight the history of Wreaths Across America and the meaning of a veteran's wreath.

Not sure where to start? Reach out to local veteran and civic organizations and see if you can join their next meeting to share more about Wreaths Across America. Offering to attend, share the WAA Presentation, answer questions, and discuss how they can get involved is a great way to build excitement and support. Often, organizations are looking for meaningful ways to give back, and this could be a perfect opportunity to partner together.

Effective Communication Tips

Use WAA Day Posters & QR Codes

The WAA Day Posters are a great way to spread the word and build awareness for National Wreaths Across America Day and your fundraising efforts. When you register or reinstate for the year, your Regional Liaison Team will create a custom poster for you. These posters already include your group or location's website link and QR code, making it easy for people to sponsor.

If you're printing them as flyers and leaving a stack of them at a local business or community spot, consider printing your custom order form on the backside. This way, people who prefer to send a check instead of sponsoring online can do so easily. Leave your WAA Day Posters in high-traffic areas to ensure maximum exposure and encourage others to get involved.

Email Campaign Templates

Email is a powerful tool for reaching your community and sharing your mission. Use our pre-built messaging templates to inform your supporters about your goals, the number of servicemembers laid to rest at your location, and how their sponsorship will make a difference. You can easily customize these messages to reflect your own voice and send them periodically throughout the year to keep your community involved and excited about your progress.

Sending messages to volunteers and sponsors is simple with your Wreaths Across America Dashboard! You can choose exactly who to send your message to—whether it's volunteers, sponsors, or both, from the current or past years. Plus, you can customize any of our pre-made message templates to fit your needs.

Not sure where to start? Check out our [Sending Messages tutorial](#) to learn how you can use this tool to expand your reach and increase sponsorships.

Share Personal Veteran Stories

One of the most powerful ways to connect with your community is by sharing the personal stories of veterans. These stories resonate deeply and can be the spark that inspires others to get involved. Share the stories of local veterans, highlighting their service, their sacrifices, and the impact their remembrance has on the community.

You can also share the stories behind your fundraising efforts—how the community has come together to support a cause greater than themselves. Share stories about local volunteers, sponsors, and families who are passionate about honoring veterans. This brings a personal and human touch to your campaign and shows the true impact of their support.

Whether through photos, videos, or written posts, these stories can be shared across social media, in emails, or at local events. The goal is to create a narrative that people can connect

with on a personal level. When people hear about how their involvement will honor a specific veteran or help a local cause, they are more likely to be motivated to take action.

Listening to [Wreaths Across America Radio](#) is a great way to get inspired and hear veteran stories from other volunteers across the country. If you'd like to share your own story, or the story of a veteran loved one, we'd love to hear it! You can email **waaradio@wreathsassamerica.org** to submit your story for a chance to be featured.

Remember, these stories don't just inspire sponsorships—they foster a sense of pride and community, reminding everyone of the deeper meaning behind each wreath and the mission of Wreaths Across America to Remember the fallen, Honor those who serve, and Teach the next generation the value of freedom.

Highlighting Your Group's Impact

Keep your community engaged by regularly sharing the progress your group is making toward your sponsorship goals. Update supporters on the number of veterans' wreaths sponsored and servicemembers honored. Celebrate milestones—big or small—and let everyone know when you've reached a significant sponsorship threshold or gotten new businesses, schools, or organizations involved.

Visuals can help bring your impact to life. Share photos of volunteers, community events, and wreath-laying ceremonies. Showing behind-the-scenes moments, like volunteers working together or wreaths being placed, helps build a deeper connection and reminds people of the difference they're making.

Tell the stories behind the numbers. Highlight a special community event, a dedicated volunteer, or your group's collective effort to support local veterans. Personal stories create emotional connections and give meaning to your impact.

Always express gratitude. Thank your volunteers, sponsors, and community members for their support. When people feel appreciated, they're more likely to stay involved and encourage others to join in.

Lastly, include a call to action. Whether you're inviting others to volunteer, donate, or spread the word, always provide a way for the community to keep the momentum going. Sharing your group's impact will inspire continued support and participation.

FAQs: Answers to Common Questions about Fundraising

Fundraising for Wreaths Across America is an exciting way to get involved and make a meaningful impact. That said, we know you may have some questions about how it works.

Below are answers to some of the most frequently asked questions to help guide you.

Q: How do I get started with fundraising for Wreaths Across America?

A: *Getting started is simple!* If you haven't done it already, [register your group](#) on the Wreaths Across America website, personalize your WAA page, and begin reaching out to your community. You can start by sharing the direct link to your page, using social media, hosting events, or reaching out to local businesses and organizations. The more ways you can share the mission, the better!

Q: Can I fundraise on behalf of a specific cemetery?

A: *Yes!* When you register a Sponsorship Group, you can choose which specific cemetery(s) to support. It's a great way to target your efforts and support veterans in your local area. Be sure to include information about that cemetery and why it's important to your community when you share your fundraising page. You can even support multiple locations, so feel free to expand your efforts as you're able!

Q: Are there any fees associated with fundraising?

A: *There are no fees to register as a Sponsorship Group or raise sponsorships for Wreaths Across America!* 100% of the sponsorship funds you collect go directly to sponsoring veterans' wreaths for placement at your chosen location and supporting Wreaths Across America's year-round programs.

Q: How can I track my fundraising progress?

A: *Once you've registered as a Sponsorship Group, you can track progress in real-time via the Wreaths Across America Dashboard and on your group's WAA page online.* You'll be able to see how many wreaths have been sponsored, helping you stay on track to meet your goals.

Q: Can businesses participate in fundraising?

A: *Absolutely!* Local businesses can sponsor wreaths, host fundraisers, or even run a round-up campaign at checkout. Many businesses also like to match employee donations or get involved by offering a percentage of sales for a limited time. Use the resources on the [Volunteer Resource Page](#) to reach out to local businesses and show them how they can get involved.

Q: What's the best way to communicate with my supporters?

A: *You can communicate with your volunteers, sponsors, and community members through the messaging system on the WAA Dashboard, social media, and even traditional flyers or posters.* Be sure to personalize your messages, provide updates on your progress, and encourage people to get involved. The templates and tools on the Volunteer Resource Page can help streamline the process. Don't forget to get any custom items approved before printing and distributing them—just send them to your Regional Liaison Team for review in advance!

Q: How can I ensure my Sponsorship Group gets credit for wreath sponsorships?

A: *To ensure your group gets credit, make sure your sponsors use your group's direct link to the Wreaths Across America page when sponsoring wreaths online.* You can also provide them with your custom order form pre-filled with your Group ID (and Location ID) for mailed sponsorships. After completion of a Facebook Fundraiser, be sure to submit the Facebook Notification Form or any other relevant forms to ensure proper credit for all donations.

Q: How can I become a Location Coordinator for a cemetery?

A: *If you're passionate about honoring veterans and want to take on a more active role in your community, becoming a volunteer Location Coordinator for a participating Wreaths Across America location is a great way to get involved.* As a Location Coordinator, you'll be responsible for organizing the wreath-laying ceremony, coordinating volunteers, and ensuring the event goes smoothly on National Wreaths Across America Day.

To learn more about the role and how you can sign up to coordinate a location, visit our [Location Coordinator Sign-Up Page](#). You'll find all the details you need, as well as the steps to sign up and begin making a lasting impact at your chosen cemetery.

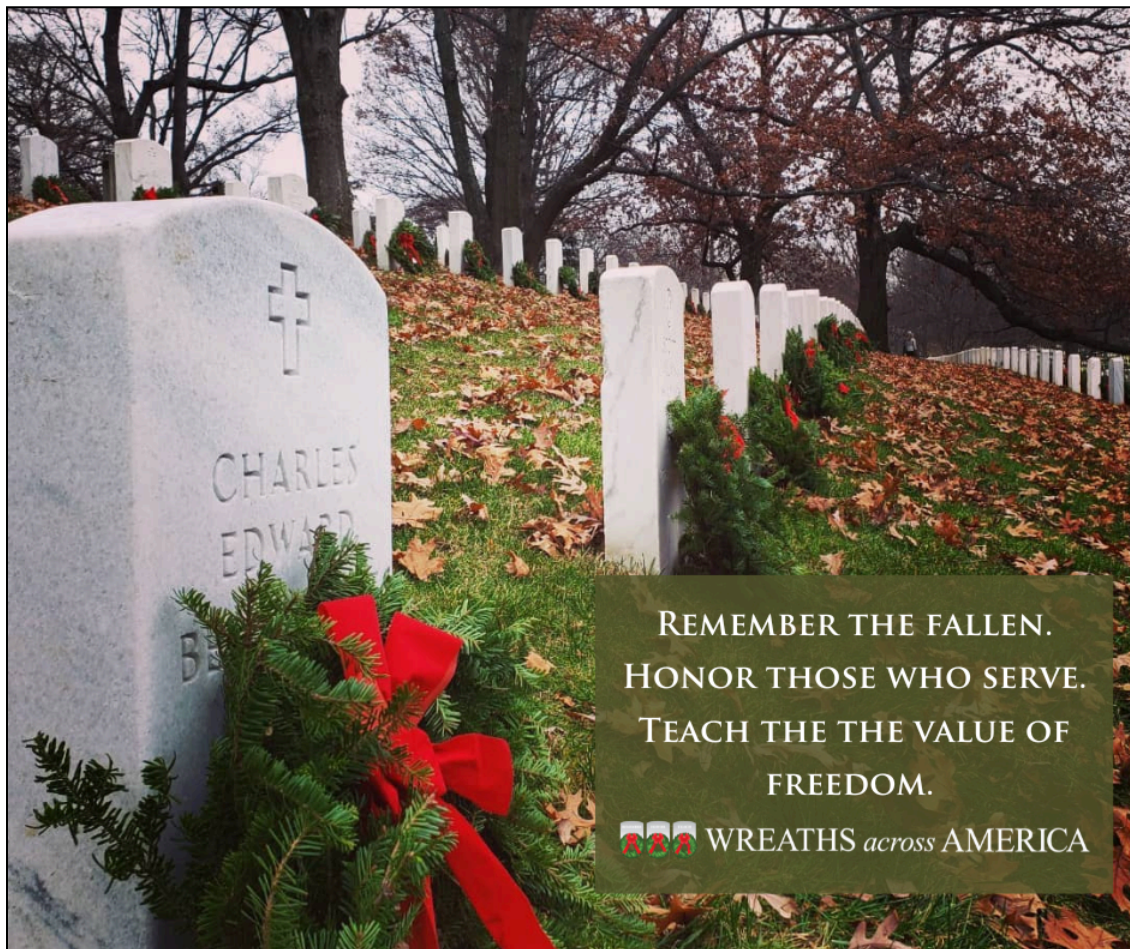
Q: Where can I find additional fundraising resources?

A: There are many resources available to help you with your fundraising efforts! The [Volunteer Resource Page](#) contains helpful templates, social media resources, and fundraising tips. You can also check out the [Wreaths Across America Volunteer Webinars](#) on YouTube for additional inspiration.

Creative Fundraising Ideas

Fundraising isn't one-size-fits-all—what works in one community might not work in another. That's why thinking outside the box and tailoring your approach to what resonates locally is key. The best fundraisers tap into what your community cares about, bringing people together in a meaningful way to support the mission of Wreaths Across America.

On the following pages, you'll find a list of creative fundraising ideas to inspire you. Feel free to adapt and implement them in a way that makes sense for your group, or come up with something entirely new! If you find a unique strategy that works well, we'd love to hear about it. Share your ideas with your Regional Liaison Team so we can pass them along and help other volunteers make an even bigger impact.



HANDMADE CRAFT FUNDRAISER!

Turn your creativity into a way to honor veterans by making and selling handmade crafts to support Wreaths Across America!

How it Works:

- Create handmade items such as ornaments, wreath decorations, keychains, wood carvings, or other crafts.
- Set up a sales table at community events, craft fairs, holiday markets, or online through social media.
- Offer customization options (e.g., names, military branch symbols, or patriotic designs) to encourage more sales.
- Share your mission with each purchase—explain that proceeds will sponsor wreaths for veterans through Wreaths Across America.
- Use the proceeds from your sales for wreath sponsorships.
- **Example:** One husband-and-wife team of Location Coordinators creates handmade ornaments each year, and they have become a favorite item in their community, helping to sponsor many wreaths!

Covering Costs:

- Use donated or discounted materials from local craft stores or businesses.
- If you're a \$5 back group, use those funds to help purchase supplies.
- Partner with local artisans to create a variety of items for a larger fundraiser.

Example:




GIFT CARD BINGO FUNDRAISER!

Host a fun and engaging Bingo Night with gift cards as prizes to support Wreaths Across America!

How it Works:

- Secure gift card donations from local businesses, restaurants, and supporters.
- Find a venue such as a community center, school, or fire hall to host the event.
- Sell entry tickets in advance and at the door—consider offering a waitlist if space is limited!
- Set up bingo games with multiple rounds and offer gift cards as prizes for the winners.
- Encourage additional fundraising through raffles, 50/50 drawings, or concession sales.
- Use the proceeds to sponsor wreaths through Wreaths Across America.
- **Example:** One Group Leader hosted a Gift Card Bingo event with 182 attendees and a waitlist! She raised nearly \$8,000 for wreath sponsorships and is already planning another successful event this year.

 **Important Note:** Raffle and gaming laws vary by state. Some states require permits, limit prize values, or have restrictions on who can hold these events. Before hosting a Bingo, 50/50 raffle, or similar fundraiser, check your **state's gaming laws** through the **state's gaming commission or attorney general's office** website to ensure compliance.

Covering Costs:

- Ask businesses to donate gift cards to minimize expenses.
- If you're a \$5 back group, use those funds to help with venue rental or supplies.
- Charge an entry fee per person or per bingo card to maximize fundraising potential.

Example:



TOURNAMENT TIME!

Host a fun competition like golf, bocce ball, cornhole, pickleball, bowling, or billiards to raise funds.

How it Works:

- Organize the event and select your sport.
- Collect entry fees from participants.
- Turn those funds into wreath sponsorships for veterans.

Covering Costs:

- If you're part of a \$5 back group, use your payback funds to cover event costs.
- Or, let your entry fees help! For example, advertise it like this: "For every \$25 entry fee, we (Group Name) will sponsor a \$17 wreath to honor a veteran at (Location) on National Wreaths Across America Day."
- You could even partner with local sporting goods stores for prize giveaways and add some excitement with a silent auction or raffle.

Example:




RAFFLE IT OFF!

Host a local raffle and get your community involved—either online or in person! It's a fantastic way to raise funds while bringing people together.

How it Works:

- Reach out to local hobbyists or businesses for donated items to raffle off—things like art, jewelry, quilts, pottery, woodworking, and more.
 - For example, one group created different prize levels based on ticket prices and raised over \$7,000 from this single event!
- All profits go directly to Wreaths Across America to sponsor wreaths for veterans.

 **Important Note:** Raffle and gaming laws vary by state. Some states require permits, limit prize values, or have restrictions on who can hold these events. Before hosting a Bingo, 50/50 raffle, or similar fundraiser, check your **state's gaming laws** through the **state's gaming commission or attorney general's office** website to ensure compliance.

Covering Costs:

- Ask local businesses or a print shop to donate raffle items and printing costs, ensuring that all proceeds go toward wreath sponsorships!
- **Helpful Tip:** Don't forget to use our In-Kind Donation Forms for any items donated to the event!

Example:

<p>Wreaths Across America Pequea Valley Cemeteries Covid-19 Men's Extravaganza Raffle August 2, 2020 – Fun Starts at 2:00pm Donation: \$25.00 Each Ervin Steel Picnic Grove Gap VFW, Post 7418</p> <table border="0"><tr><td>1. Makita Brushless Impact Driver</td><td>14. We All Can Use Some WAAA</td></tr><tr><td>2. Kobalt 119 Piece Tool Bag</td><td>15. Let's Try to Find the Big One Hunting Basket</td></tr><tr><td>3. Get that BBQ Ready Basket</td><td>16. Hope You Win the Big Money Basket</td></tr><tr><td>4. Keep that Hair Looking Good Gift Basket</td><td>17. Andy's Oil Change Basket</td></tr><tr><td>5. Paint that Man Cave Basket</td><td>18. Pick Out Your Own Tools Gift Certificate</td></tr><tr><td>6. Stock Up the Bar Gift Basket</td><td>19. Throw those Hatchets Gift Certificate</td></tr><tr><td>7. Dewalt Palm Sander</td><td>20. Let's Go Bird Watching Monocular</td></tr><tr><td>8. Let's Do Some Hunting Basket</td><td>21. Hunting Bag is Ready Basket</td></tr><tr><td>9. Outdoor Games Basket</td><td>22. Let's Go Fishing Bag</td></tr><tr><td>10. Let's Eat Basket</td><td>23. Car Wash Bucket</td></tr><tr><td>11. When You Need Your Haircut Basket</td><td>24. Clean up the Man Cave Shop Vag</td></tr><tr><td>12. Weed Wacker</td><td></td></tr><tr><td>13. Yeti Fishing Bucket</td><td></td></tr></table> <p>Do not need to be present to win, but you are welcome to join us in the Grove on August 2nd for the drawings. We will have 50/50 drawing that day as well as small raffle prizes. Food and drinks will be available.</p> <p>\$25.00 Each</p>	1. Makita Brushless Impact Driver	14. We All Can Use Some WAAA	2. Kobalt 119 Piece Tool Bag	15. Let's Try to Find the Big One Hunting Basket	3. Get that BBQ Ready Basket	16. Hope You Win the Big Money Basket	4. Keep that Hair Looking Good Gift Basket	17. Andy's Oil Change Basket	5. Paint that Man Cave Basket	18. Pick Out Your Own Tools Gift Certificate	6. Stock Up the Bar Gift Basket	19. Throw those Hatchets Gift Certificate	7. Dewalt Palm Sander	20. Let's Go Bird Watching Monocular	8. Let's Do Some Hunting Basket	21. Hunting Bag is Ready Basket	9. Outdoor Games Basket	22. Let's Go Fishing Bag	10. Let's Eat Basket	23. Car Wash Bucket	11. When You Need Your Haircut Basket	24. Clean up the Man Cave Shop Vag	12. Weed Wacker		13. Yeti Fishing Bucket		<p>Wreaths Across America – Pequea Valley Cemeteries</p> <p>"Keeping it Cool"</p> <p>Yeti Roadie 20 with Two Rambler 18oz. Bottles Donated by Dutchland, Inc.</p> <p>\$5.00 a ticket</p> <p>Wreaths Across America – Pequea Valley Cemeteries</p> <p>"Let's Get that Smoker Going"</p> <p>Masterbuilt MES 35/B Electric Smoker Donated by Friends of WAA-Pequea Valley Cemeteries</p> <p>\$5.00 a ticket</p> <p>Wreaths Across America – Pequea Valley Cemeteries</p> <p>"Proud to be an American"</p> <p>Custom-made Corn Hole Game Donated by CX Boardworks</p> <p>\$5.00 a ticket</p>
1. Makita Brushless Impact Driver	14. We All Can Use Some WAAA																										
2. Kobalt 119 Piece Tool Bag	15. Let's Try to Find the Big One Hunting Basket																										
3. Get that BBQ Ready Basket	16. Hope You Win the Big Money Basket																										
4. Keep that Hair Looking Good Gift Basket	17. Andy's Oil Change Basket																										
5. Paint that Man Cave Basket	18. Pick Out Your Own Tools Gift Certificate																										
6. Stock Up the Bar Gift Basket	19. Throw those Hatchets Gift Certificate																										
7. Dewalt Palm Sander	20. Let's Go Bird Watching Monocular																										
8. Let's Do Some Hunting Basket	21. Hunting Bag is Ready Basket																										
9. Outdoor Games Basket	22. Let's Go Fishing Bag																										
10. Let's Eat Basket	23. Car Wash Bucket																										
11. When You Need Your Haircut Basket	24. Clean up the Man Cave Shop Vag																										
12. Weed Wacker																											
13. Yeti Fishing Bucket																											

FEED THEM!

Host a fun and delicious community dinner, whether it's a Spaghetti Dinner, Taco Night, Fish Fry, BBQ Plate Sale, or even a Cook-Off competition!


How it Works:

- Set a price for meals, get the word out, and invite everyone to join the fun!
- Share the event through flyers around town, create a Facebook event and encourage attendees to invite their friends and family, and reach out to local media to spread the word.
- At the event, collect funds and donate the profits to Wreaths Across America to sponsor wreaths for veterans.

Covering Costs:

- Ask local businesses to donate ingredients, or request donations for supplies like plates and silverware.
- If you're a \$5 back group, you can use your payback funds to cover the event's costs.
- Alternatively, use a portion of the entry fee to help with expenses.

Example:



RESTAURANT NIGHT!

Partner with a local restaurant for a Fundraiser Night, during which a portion of the restaurant's proceeds will be donated to Wreaths Across America.


How it Works:

- Contact local restaurants to see if they'll host a special night benefiting your group.
- On that night, the restaurant will donate a percentage of its sales to Wreaths Across America.
- This is a great chance to hold a check presentation and highlight the restaurant's support for veterans in your community!

Covering Costs:

- There's no upfront cost—just focus on spreading the word!
- Print flyers, share the event on social media, and reach out to local media outlets to help get the word out.

Example:



MOTORCYCLE RUN!

Partner with a local motorcycle club to host a poker run or benefit ride, bringing riders together to raise funds for Wreaths Across America!

How it Works:

- A poker run involves riders stopping at 5-7 checkpoints to draw cards, with the highest hand at the final stop winning a prize.
- A benefit ride allows participants to sponsor a wreath to join the ride.
- Boost participation by adding a raffle at the final stop and inviting local vendors.
- Promote your event by sharing on Facebook, contacting local media, and distributing flyers.

Covering Costs:

- Seek donations for raffle items and have a local print shop donate flyer printing.
- The more you get sponsored, the more proceeds go directly to wreath sponsorships!

Example:



11th Annual Run for the Wreaths
HOSTED BY THE
**VIETNAM VETS LEGACY VETS MC
JOKER CHAPTER**
Saturday - May 21st, 2022

 \$15.00 Registration per Bike = 1 Wreath
\$10.00 additional rider

 **Rockin' for Wreaths:**
Featuring
WINSTON YARD

Registration and First Bike Out
10:00 am-12:00 pm
Last Bike in 3:00 pm

Starting Point and Last Stop
12145 Old Dade City Rd. Kathleen Fla. 33849

* *Live Music* - Raffles - 50/50*

****Vendors Wanted****

REMEMBER - FREEDOM ISN'T FREE !!
REMEMBER THOSE WHO HAVE SERVED, THOSE WHO ARE
SERVING AND THOSE WHO WILL SERVE.

POC - Smoke 813-504-2372

 **WREATHS
ACROSS
AMERICA**
FIND A WAY TO SERVE

INCLUDE YOUR PETS!

Host a Bark in the Park event featuring a Pet Parade to bring the community together while supporting Wreaths Across America!

How it Works:

- Invite supporters to showcase their furry friends in a fun pet parade.
- Encourage costumes—this is a great fundraising event for Halloween!
- Charge an entry fee as your fundraising revenue source.
- Offer small prizes for categories like Best Outfit, Most Talented, or Cutest Pet.
- Set up a booth to share information about Wreaths Across America.

Covering Costs:

- Check with local parks to see if you can host the event for free.
- Ask local print shops to donate ticket or flyer printing to keep costs low.

Example:



CASH CALENDAR!

Put a fun twist on a traditional calendar fundraiser by offering a chance to win cash prizes throughout the year!


How it Works:

- Sell calendars for \$20 each, with a portion of the proceeds funding a cash prize raffle.
- Buyers are entered into a cash prize drawing—you can hold a single grand prize drawing or monthly giveaways based on total sales.
- The more calendars sold, the bigger the potential prizes!
- Use custom calendars featuring group-submitted photos or the WAA Cash Calendar Template for a no-cost option.
- Use the WAA Cash Calendar Template for a free, easy-to-run version of this fundraiser.

Covering Costs:

- If you're a \$5 Back Group, you can use those funds to help cover prize payouts.
- Calendar pricing can be adjusted so a portion goes toward cash prizes while still raising funds for wreath sponsorships.

Example:



Pick-a-Date to donate!

HOW IT works:

Pick the day that coordinates with how much you want to donate, and write your name in that space! Bonus donation days can be any amount.

100% of the proceeds will go to Wreaths Across America sponsorships.

thank you FOR YOUR SUPPORT!

Monday	Tuesday	Wednesday	Thursday	Friday	Saturday	Sunday
1	2	3	4 ✓	5	6	7
8	9	10	11 ✓	12	13	14
15 ✓	16	17	18 ✓	19	20	21
22 ✓	23	24	25	26	27 ✓	28
29	30 ✓	31	★	★	★	★

 [Download The Cash Calendar Template](#)

CAR WASH!

Suds up and host a car wash to raise money for Wreaths Across America veteran wreaths!

How it Works:

- Partner with local businesses to host the car wash in their parking lot.
- Set a price for each car wash and get the word out by printing flyers, creating a Facebook event, and sharing it on social media.
- Reach out to local media outlets to help promote the event.
- At the car wash, collect the funds and donate the proceeds to Wreaths Across America for wreath sponsorships.

Covering Costs:

- If you are a \$5 Back Group, you can use your payback funds to help cover event costs.
- Consider asking for donations of car wash supplies so all your profits go directly toward wreath sponsorships.

Example:



POINT-OF-SALE KITS!

Help local businesses show their support for veterans and the mission of Wreaths Across America by offering them a Point-of-Sale bundle of wreaths for their customers to sponsor or donate a dollar amount as part of their purchase!

How it Works:

- WAA Point-of-Sale Wreaths are FREE (plus shipping) and can be ordered through the WAA Online Store.
- Each bundle contains 100 wreaths with three levels of giving:
 - \$1.00
 - \$5.00
 - \$17.00
- Local businesses can display the wreaths at their checkout to encourage customers to sponsor a wreath or make a donation.
- After selling the wreaths, the business will present a donation check for the total amount collected to your group.
- Use the check presentation as a great PR opportunity, inviting local media to increase visibility and potentially drive more business for the company!

Covering Costs:

- There are no upfront costs—just focus on spreading the word!
- Print flyers, share the event on Facebook, and notify your local media about the businesses supporting your efforts.

Example:



 [Link to Order a FREE Point of Sale Kit](#)

BAKED GOODS AUCTION!

Turn delicious treats into wreath sponsorships by hosting a baked goods auction at a local event or festival!

How it Works:

- Ask local bakeries, restaurants, and home bakers to donate baked goods such as cookies, pies, cakes, breads, and even homemade dog treats.
- Hold your auction at a community event, Fall Festival, or local gathering to maximize participation.
- Set up bid sheets for each item, with bidding starting at \$5. Participants write down their bid and phone number.
- At the end of the event, contact the highest bidders to let them know how and when to pick up their prize.
- Donate the proceeds to Wreaths Across America to sponsor wreaths for veterans.
- **Example:** One homemade cake at a past event sold for **\$70**—just imagine how many wreaths your community can sponsor with a successful auction!

Covering Costs:

- Ask local businesses to donate baked goods, ingredients, or supplies like bid sheets and packaging.
- If you're a \$5 back group, use those funds to cover event expenses.
- Offer a small prize or recognition for the baker of the highest-bid item to encourage participation.

Example:



FLAG A FRIEND!

The Flag-A-Friend fundraiser is a fun way to show your love for our country while raising money for wreath sponsorships!


How it Works:

- Participants pay to have someone's yard flagged with American Flags.
- The person who gets flagged can either pay to have them removed or they can pay to flag someone else.
- Use the Flag-A-Friend templates from the Volunteer Resource Page to get started. Watch as your community fills with flags and spreads the word, inspiring others to sponsor veteran wreaths!


Covering Costs:

- If you are a \$5 back group, you can use those funds to cover the cost of the flags.
- You can also ask for flag donations so that all your profits go directly toward wreath sponsorships.
- Reach out to local organizations like your American Legion or VFW—they may have flags they are willing to donate. You won't need many, so this could be a great way to cover the costs!

Example:



Flag A Friend



My friend loves America! I am sure they would love to wake up and find the American Flag flying in their front yard. To arrange a visit, simply choose one of the options below:

1. Call (insert phone number)
2. Mail the form to (insert address)
3. Drop this form off to (insert group or contact name) at the above address.

Name of Friend: _____

Address: _____

City: _____

Your Name and Contact Number: _____


Would you like to be notified the night before the flags will appear? YES or NO

Would you like us to leave a note from you? YES or NO

Please find my enclosed donation (or online donation receipt) to ensure my friend does not miss out on this unique opportunity.

Signed: _____

Amount: _____




Attach this image with a QR code to your group page here for online donations.

You can donate by scanning the QR code above or by visiting (insert your groups WAA shortlink) to support our group by sponsoring wreaths online and pay with a credit/debit card, GooglePay, or PayPal.

You can also donate by making checks payable to: Wreaths Across America and filling out the enclosed wreath sponsorship order form. If you put your donation in the enclosed plastic bag, we will pick it up and mail it to Wreaths Across America for you! Or you can mail it yourself to the address listed in the top right hand corner on the wreath sponsorship order form.

All donations are tax deductible. All proceeds go to support the Wreaths Across America program. This program strives to place a wreath on every veteran's grave as a part of National Wreaths Across America Day!

See the pictures from your flag request on Facebook! Like (insert your Facebook page name) to see where the flags are and to keep up on all of our activities. You can also learn more about Wreaths Across America, sponsor additional veteran wreaths, and sign up to volunteer to help place wreaths on Dec 16, 2023 by visiting (insert your groups WAA shortlink) or by scanning the QR Code above.



WREATHS across AMERICA

 [Link to Flag a Friend Template](#)

BUCKET/BOOT FUNDRAISER!

Collect donations in high-traffic areas to support Wreaths Across America!



How it Works:

- Set up volunteers with donation buckets (or firefighter boots!) at local businesses, community events, or busy intersections (where permitted). Passersby can donate cash or use a QR code to contribute online.



Fundraiser Ideas:

- **Grocery Stores & Retailers** – Ask for permission to collect donations at entrances.
- **Sporting Events & Festivals** – Engage attendees and encourage small donations that add up!
- **Fire Department Partnership** – Work with local firefighters to host a “Fill the Boot” event.
- **Drive-Thru Collection** – Set up at car washes, coffee shops, or drive-thru restaurants.



Covering Costs:

- Offer small tokens of appreciation (stickers, thank-you cards, etc.).
- Use signs to explain the cause and display a QR code for digital donations.
- Encourage friendly competition among volunteers for who can raise the most!



Example: Photo Coming Soon!

ADOPT A VETERAN!

Post a picture of a veteran's headstone on social media or share their name and grave information, asking supporters to “adopt” them.

How it Works:

- Share photos of veterans' headstones on your social media, inviting your community to “adopt” them.
- Supporters can learn about the veteran, ensuring a wreath is sponsored for their grave. This is a great way to TEACH about the mission of Wreaths Across America and honor the legacy of those who served.
- Alternatively, create a wreath or tree with adoption tags for veterans at your cemetery. Display it at your fundraising booth and let people “adopt” a veteran by sponsoring a wreath.
- For an extra personal touch, encourage “adopters” to attend the wreath laying and place the wreath themselves!

Covering Costs:

- Ask a local printer to donate the printing of the adoption tags—other than that, it’s just about sharing the story and information!

Example:



WREATH-O-METER STATS!

Share your Wreath-O-Meter progress to motivate your community to help you meet your goal!


How it Works:

- The Wreath-O-Meter on your WAA page turns green as wreaths are sponsored through your group or location.
- Your Sponsorship Goal is linked to the Wreath-O-Meter, so adjusting your goal can encourage your community to get involved and help meet that target!
- Share your progress on social media and keep your supporters updated, urging them to help you reach your goal.
- Be sure to always share the direct link to your group's WAA page, ensuring that all sponsorships are credited to your group!

Covering Costs:

- There's no cost for this fundraiser—it's an easy, cost-effective way to spread the word and engage your community!

Example:



FACEBOOK FUNDRAISER!

Hold a Facebook Fundraiser for your birthday or another special event to raise funds for wreath sponsorships!

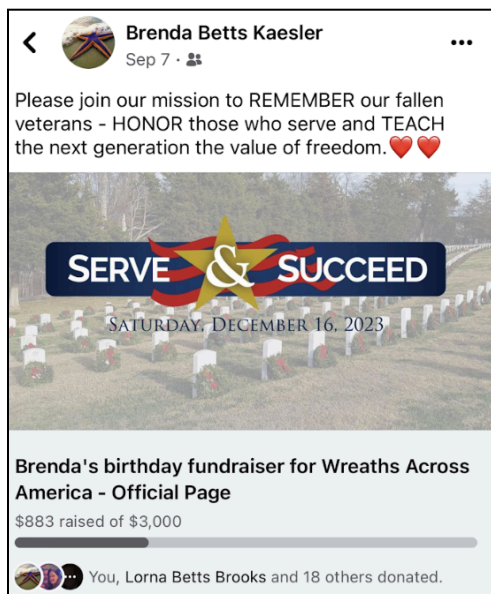
How it Works:

- On Facebook, go to Fundraiser, then select Wreaths Across America as your charity.
- Create your fundraiser page and share it with friends, family, and supporters to encourage donations.
- Once the fundraiser ends, notify us by filling out the Facebook Fundraiser Notification Form, which can be found on the Volunteer Resource Page.
- Be sure to take a screenshot of the fundraiser's final amount as you will need it to complete the form.

Covering Costs:

- There are no upfront costs—you'll just need to promote the fundraiser by sharing it on Facebook.
- After the fundraiser ends, Facebook will send the donations to Wreaths Across America, and funds will be disbursed to your group or location within a month.

Example:



 [Link to Facebook Fundraiser Notification Form](#)

SHARE YOUR WHY!

Use a personal script to share WHY your group is part of the Wreaths Across America mission to Remember, Honor and Teach.

How it Works:


- Have members of your group create videos to share on social media, inviting supporters to sponsor veteran wreaths.
- Use our Video Script Template (available on the Volunteer Resource Page) to guide your message.
- Share stories of local veterans and highlight how your group is working to ensure their service and sacrifice is remembered.
- Always include a direct link to your group's WAA page so that all wreath sponsorships are credited to your group.

Covering Costs:

- No cost to this fundraiser—it's a simple and effective outreach strategy!
- Supporters will sponsor wreaths through the direct link to your group page, ensuring you get credit for each order.

Example:



 [Link to Video Script Template](#) (Go to Marketing Materials for Social Media)

FLAG TREE FUNDRAISER

Invite supporters to sponsor a wreath and have their name displayed on a flag hanging on your Flag Tree!

How it Works:

- Reach out to a local business to host your event, setting up a table outside with a Flag Tree (either artificial or live).
- Pre-print flag cards with a picture of a flag, along with a WAA Day Poster that includes a custom QR code linking to your group page for wreath sponsorships.
- When someone sponsors a wreath via the QR code, ask them to write their name on a flag and hang it on the tree.
- The Flag Tree will be filled with names, showcasing the community's support for wreath sponsorships!

Covering Costs:

- Ask a local printer to donate the printing of flag cards and ask a hardware store or florist to donate the tree.
- Low-cost option—If you're a \$5 back group, you can use those funds to cover the supplies.

Example:



SHARE WAA VIDEOS!

Use Wreaths Across America marketing videos to inspire your community and share WHY we Remember, Honor and Teach!

How it Works:

- Visit the WAA YouTube Channel or the Volunteer Resource Page to find short, impactful marketing videos.
- Share these videos on social media, community pages, or email newsletters to encourage engagement.
- Always include the direct link to your group's WAA page so that supporters can sponsor wreaths and ensure your group receives credit.
- Use videos to TEACH others about the mission of WAA and inspire them to get involved.

Covering Costs:

- Completely free! Sharing videos requires no cost, making this an easy and effective way to fundraise and spread awareness.
- Every wreath sponsored through your link helps honor a veteran and supports your group's goal.

Examples:



 [Link to Wreaths Across America: Our History, Tradition and Mission](#)



 [Link to What is a Veteran's Wreath?](#)

YOU'VE BEEN DUCKED!

A fun and creative way to invite your community to support the WAA mission and sponsor wreaths!

How it Works:

- Use the You've Been Ducked Template (found on the Volunteer Resource Page) to create small business-sized cards.
- Customize the cards with your group's direct WAA link and QR code for easy sponsorships.
- Order patriotic or service branch-themed rubber duckies online.
- Attach the cards to the ducks with a rubber band.
- Secretly leave them in public places—parks, businesses, schools, and more—to surprise and engage your community!
- Encourage recipients to visit your WAA page, sponsor a wreath, and pass the duck along!
- **Make it a game!** Challenge supporters to share photos of their duck finds on social media, using a unique hashtag for your fundraiser. **Let's get quacking for wreaths!**

Covering Costs:

- If you're a \$5 back group, you can use those funds for ducks and card printing.
- Ask businesses to donate rubber ducks or printing to keep all profits supporting wreaths!

Example:



 [Link to You've Been Ducked Template](#)

AQUA DUCK RACES!

Race rubber ducks down a local river or stream to raise money for wreath sponsorships!

How it Works:

- Get permission to hold a duck race at a local river or stream.
- Invite supporters to "adopt" a duck (or a whole flock!) and cheer them on as they race to the finish line.
- Use a Sharpie to number each duck and email Adoption Certificates to participants.
- Offer prizes for 1st, 2nd, and 3rd place winners (the Lucky Ducks!).
- Work with the local Fire Department to retrieve the ducks at the finish line using nets to ensure no ducks are left behind.
- Consider using boats or other floatable items if ducks aren't an option.
- **Make it a Community Event!** Encourage families to attend, offer food vendors, and livestream the race for extra engagement. **Let's get quacking for wreaths!**

Duck Adoption Pricing:

- \$5 **Single Duck**
- \$25 **Quack Pack (6 ducks)**
- \$50 **Quacker's Dozen (12 ducks)**
- \$100 **Flock of Ducks (28 ducks)**

Covering Costs:

- Ask local businesses to sponsor ducks and prizes in exchange for adding their logo to the Adoption Certificate and setting up a booth at the event.
- If you're a \$5 back group, use those funds for supplies.

Example:



COFFEE FOR A CAUSE!

Sell coffee to raise funds for Wreaths Across America while supporting veteran-owned businesses!

How it Works:

- Find a veteran-owned coffee roaster or a local company that offers fundraising opportunities.
- Purchase or arrange for bulk orders of coffee to sell at community events, farmers' markets, veteran gatherings, or online.
- Promote your coffee fundraiser through social media, email, and local events to attract supporters.
- Sell coffee by the bag or in bundles, ensuring each sale helps fund wreath sponsorships.
- Consider offering this as a year-round fundraiser by attending military and veteran-related events.
- **Example:** A volunteer sold **12 bags of Mission Coffee** at a Veterans Day breakfast and raised enough to sponsor **6 veterans' wreaths!** The fundraiser was so popular that she was asked to bring coffee to more military and veteran events throughout the year.

Covering Costs:

- Ask the coffee roaster about wholesale or fundraising discounts to maximize profit.
- If you're a \$5 back group, use those funds to help cover initial costs.
- Pre-sell coffee to ensure you don't over-purchase.

Example:



COFFEE WITH VETS!

Host a casual gathering for veterans to connect, support one another, and raise funds for Wreaths Across America!

How it Works:

- Choose a location—a local coffee shop, community center, VFW, or American Legion.
- Invite veterans and supporters to gather for coffee and conversation.
- Encourage discussions about veteran needs, local resources, and ways to support each other.
- Partner with other veteran-supporting organizations to cross-promote and strengthen connections.
- Incorporate a fundraiser by setting up a donation jar, selling coffee or baked goods, or using the event to promote wreath sponsorships.
- **Example:** A group of volunteers in a small town regularly hosts **Coffee with Vets** as a way to check in on local veterans and build a support network. They also **attend each other's meetings** and help promote veteran-focused initiatives, including Wreaths Across America.

Covering Costs:

- Ask a local coffee shop to host and donate coffee or provide a discount.
- Use \$5 back group funds to cover supplies if needed.
- Partner with local veteran groups to share costs and increase attendance.

Example:



SANTA FOR SPONSORSHIPS!

Spread holiday cheer while raising funds for Wreaths Across America!

How it Works:

- Offer Santa Claus visits for family gatherings, company parties, or community events.
- Set a session rate (e.g., \$350 per visit) and let supporters know that all proceeds go toward sponsoring wreaths.
- Promote by word of mouth, social media, or community connections to book Santa sessions.
- Consider adding photos with Santa as an optional fundraiser for additional donations.
- **Example:** A dedicated volunteer dresses as Santa Claus for private parties and corporate events, charging \$350 per session. He books sessions by word of mouth and donates all proceeds to Wreaths Across America during the matching campaign, making each dollar go even further!

Covering Costs:


- Use a volunteer Santa to eliminate overhead costs.
- Ask a local photographer or business to donate their time or services.
- If you're a \$5 back group, funds earned can be applied toward wreath sponsorships.

Example:



WAA BINGO NIGHT & MORE!

Host a fun Bingo event—or try other exciting games—to raise funds for WAA!


 **How it Works:** Secure a venue like a community center, firehouse, or VFW hall. Gather donated prizes, sell Bingo cards (\$5 per card or bundle deals), and boost fundraising with raffles, snacks, or a 50/50 drawing.

Bingo Fundraisers:

- **Classic Bingo** with donated prizes
- **Purse Bingo** with designer handbags as prizes (**Example:** \$3,000 raised after expenses!)
- **Themed Bingo Events** to keep things exciting
- **How to Play:** Use 25-square cards with custom questions like military trivia or WAA facts. Prepare tie-breaker questions and use erasable markers for marking cards.

Additional Fundraisers:

- **Army/Navy Box Pool** – Sell \$20 boxes with \$1,000 in prizes.
- **Cash Bash Raffle** – Sell 200 tickets at \$10 each, splitting \$1,000 among three winners.
- **Holiday Raffles** – Easter Ham & Turkey Raffle or similar seasonal events.

 **Important Note:** Raffle and gaming laws vary by state. Some states require permits, limit prize values, or have restrictions on who can hold these events. Before hosting a Bingo, 50/50 raffle, or similar fundraiser, check your **state's gaming laws** through the state's **gaming commission or attorney general's office website** to ensure compliance.

Covering Costs:

- Ask local businesses to donate prizes or sponsor the event.
- Use a free venue to maximize funds. \$5 back groups can cover event costs with earned funds.

Example:



GAME DAY & CONCERT FUNDRAISING!

Volunteer at local sports arenas, concert venues, or college stadiums to earn donations for Wreaths Across America!

How it Works:

- Check with your local stadiums or venues. Many concession stands and usher positions are run by volunteers, and earnings are donated to nonprofits.
- Sign up to work shifts during pro games, concerts, or college/high school sporting events.
- Get paid per shift + tips, with funds directed to Wreaths Across America.
- Explore ticket fundraising opportunities—some major league teams offer discounted tickets for fundraising. Groups can resell them at face value to generate support.
- **Example:** Many volunteers have successfully raised funds by working concession stands or as event ushers, with stadiums donating their earnings to WAA. A creative, hands-on way to support the mission!

Covering Costs:

- No upfront costs—just your time!
- Some stadiums provide extra donations based on hours volunteered.
- If ticket fundraising is available, ensure demand is strong before committing.

Example: Photos Coming Soon!

TRUNK-OR-TREAT FUNDRAISER!

Host a Halloween-themed Trunk or Treat event to bring your community together and raise funds for Wreaths Across America!

How it Works:

- Charge a parking spot fee—participants decorate their trunks and hand out candy (\$25 per spot suggested).
- Offer concessions—sell food, drinks, or baked goods to boost fundraising.
- Invite local businesses to sponsor or set up booths for an additional donation.
- Promote the event through social media, school newsletters, and community groups.
- **Example:** A school-based Trunk or Treat event raises **\$10,000-\$15,000 annually** through parking fees and concessions. This fun and festive fundraiser is a great way to engage families while supporting Wreaths Across America!

Covering Costs:

- If you're a \$5 back group, use payback funds to purchase candy, decorations, or concessions to reduce upfront costs. Or ask local businesses to help by donating what you need!
- Encourage supporters to pre-purchase tickets or wristbands for activities to help cover expenses.

Example:



POOL RUMBA

Host a fun and quirky Pool Roomba fundraiser to engage your community and raise funds for Wreaths Across America!


How it Works:

- Place a robotic vacuum—like a Roomba or Shark—on a pool table along with numbered billiard balls.
- Write each ball's number on a piece of paper, turn them face down, and mix them up on the table.
- Participants donate \$5 to choose a number (corresponding to a ball).
- Turn on the robot—and whichever ball is pocketed first wins a set cash prize!
- The rest of the funds go toward sponsoring wreaths.
- You can make it a standalone event or add it to a game night, community fair, or school fundraiser for extra fun.

Covering Costs:

- There are no major costs! All you need is access to a pool table and a robot vacuum—ask around or borrow one from a volunteer. It's an easy, low-cost way to raise funds and get people excited about your mission!

Example:



LEGO BUILD FUNDRAISER!

Bring the community together with creativity, fun, and purpose by hosting a LEGO Build event to support Wreaths Across America!

How it Works:

Host a LEGO-themed event where participants pay an entry fee to build LEGO-style creations inspired by Wreaths Across America's mission to *Remember, Honor, and Teach*.

- Invite families, school groups, and community members—this event is great for all ages!
- Encourage builds with patriotic themes, military tributes, or creative interpretations of remembrance.
- Set up fun categories for judging, like “Most Patriotic,” “Best Tribute,” or “Fan Favorite.”
- Include a raffle table and donation station to raise additional funds for wreath sponsorships.
- Use your WAA Day Poster or a visual Wreath-O-Meter tracker to show how many wreaths are being sponsored from the event's proceeds.
- **Example:** A group in Illinois hosted a LEGO Build fundraiser and welcomed 125 visitors, raising \$1,200 through entry fees, raffle tickets, and donations—all going toward wreath sponsorships!

Covering Costs:

- Ask local toy stores or community members to donate or lend LEGO bricks, and partner with a school, library, or community center for free or low-cost space.
- Use your \$5 back group funds for supplies or promotion—and boost the fun with donated prizes for winners and participants!

Bonus Prize or Raffle Idea:

Raffle off the [Trucking Toy Block Set with Wreath Sponsorship](#) from the WAA Store—a fun keepsake that also sponsors a wreath!

Example:

