



# Independence Day Lesson Plans Grades K-8



# Wreaths Across America

## Lesson Plan

Teacher:	Date:
Grade: K-8	Lesson: Independence Day-July 4th

<p><b>OBJECTIVES: NCSSSS; 10. CIVIC IDEALS AND PRACTICES</b> An understanding of civic ideals and practices is critical to full participation in society and is an essential component of education for citizenship. This theme enables students to learn about the rights and responsibilities of citizens of a democracy, and to appreciate the importance of active citizenship.</p>	<p><b>STRATEGIES:</b></p> <ul style="list-style-type: none"> <li><input type="checkbox"/> Drawing/Coloring</li> <li><input type="checkbox"/> Writing</li> <li><input type="checkbox"/> Think/Pair/Share</li> <li><input type="checkbox"/> Collaboration</li> <li><input type="checkbox"/> Discussion Questions</li> <li><input type="checkbox"/> Small Groups</li> </ul>
<p><b>MATERIALS:</b></p>	<p>Computer/laptop; internet (with access to YouTube); Smart Board; This lesson plan has materials and activities that cover a multitude of grade levels K-8; it is suggested that you review the materials and select the ones that are most appropriate for your students.</p>
<p><b>Engage:</b> Hook the students</p>	<p>Think/Pair/Share Activity- Pair the students with a partner. Explain the T/P/S directions. The students will think of their answer, get with their partner and share their answer. T/P/S Question: Ask students what the word freedom means. <b>Video Clips:</b> <b>K-1st:</b> <i>4th Of July For Kids - Independence Day   Story with Interesting Facts for Children</i>   Kids Academy <a href="https://youtu.be/XoNlsoqT5s0">https://youtu.be/XoNlsoqT5s0</a> <b>Grades 2-3:</b> <i>Can We Ring the Liberty Bell?</i> Written By: Martha E.H. Rustad; Illustrator: Kyle Poling <a href="https://youtu.be/hZPkrctfVUk">https://youtu.be/hZPkrctfVUk</a> <b>Grades 4-5:</b> Information about The Liberty Bell and Reading of <i>Saving the Liberty Bell</i>, Written by Megan McDonald; Illustrator: Marsha Gray Carrington; <a href="https://www.youtube.com/watch?v=05u2f6pSHwY">https://www.youtube.com/watch?v=05u2f6pSHwY</a> <b>Grades 6-7:</b> Liberty's Kids-Wild Brain, The Boston Tea Party; <a href="https://youtu.be/spAyol-MZuk">https://youtu.be/spAyol-MZuk</a> This is a series of videos that cover the entire Revolutionary War Period-each video clip is approximately 23 minutes long. <b>Grade 8:</b> <i>Tea, Taxes, and The American Revolution: Crash Course World History #28</i> with John Green <a href="https://youtu.be/HIUisBXQHCw">https://youtu.be/HIUisBXQHCw</a></p>
<p><b>Explore:</b> Students make sense of a concept through observations.</p>	<p><b>Grades K-1:</b> Writing Practice Independence Day; Writing Practice The Liberty Bell; Independence Day Memory Match Cards <b>Grades 2-3:</b> Review the <a href="#">July 4<sup>th</sup> PowerPoint</a> ; Watch the Art for Kids video <i>How to Draw the Liberty Bell</i>, <a href="https://www.youtube.com/watch?v=qFu6kb3-eZo">https://www.youtube.com/watch?v=qFu6kb3-eZo</a> Independence Day Memory Match Cards <b>Grades 4-5:</b> Read the What is Liberty? Coloring/Worksheet; Liberty Bell Acrostic Poem Activity; Independence Day Word Search Puzzle; Independence Day Memory Match Cards <b>Grades 6-8:</b> Independence Day Word Search Puzzle; Read the <i>What is Liberty?</i> Worksheet; Independence Day Acrostic Poem Activity; Independence Day Memory Match Cards</p>
<p><b>Explain:</b> Vocabulary</p>	<p>Vocabulary will vary depending on the Grade Level</p>
<p><b>Elaborate:</b> Students apply what they have learned.</p>	<p>Students will complete various activities about Independence Day based on grade level.</p>
<p><b>Enrichment/Service-Learning Project</b></p>	<p>Spend time with veterans or your elderly neighbors on July 4<sup>th</sup>. If your family cooks too much, share with your local Police/Fire Departments!</p>

Wreaths Across America  
Lesson Plan

Teacher:	Date:
Grade: K-8	Lesson: Independence Day-July 4th

K-1

Writing Practice Independence Day-July 4<sup>th</sup>

July 4 is known as

Independence Day in the

United States. On July 4,

1776, the American colonies

declared independence from

Great Britain by signing the

Declaration of Independence.

# Wreaths Across America Lesson Plan

Teacher:	Date:
Grade: K-8	Lesson: Independence Day-July 4th

Today many Americans  
celebrate July 4th with  
family and friends having  
picnics and watching  
fireworks!




# Wreaths Across America Lesson Plan

Teacher:	Date:
Grade: K-8	Lesson: Independence Day-July 4th

K-1

## The Liberty Bell Writing Practice

The Liberty Bell is a symbol  
of American independence  
and the ideals of freedom  
and liberty it represents.

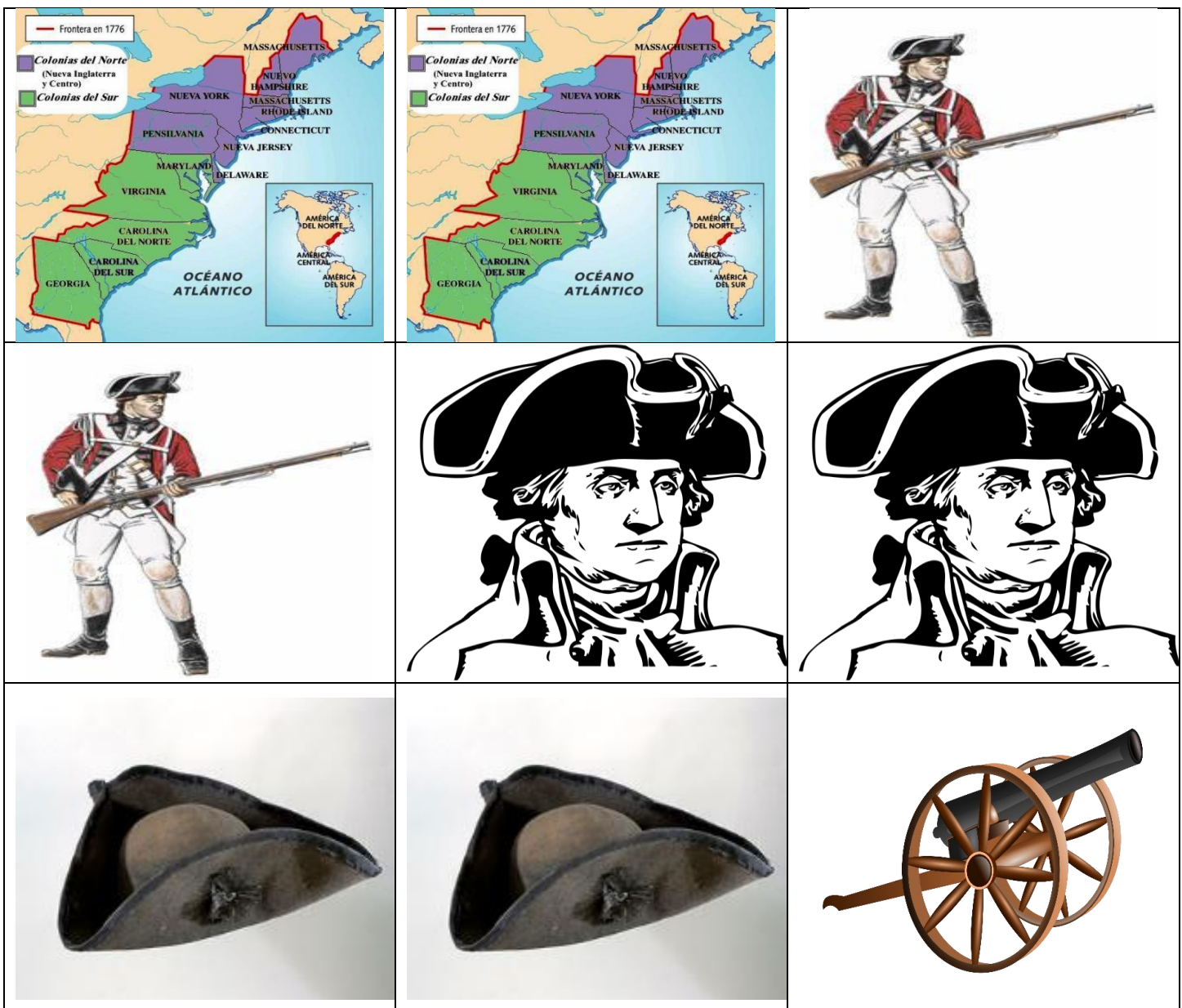


# Wreaths Across America Lesson Plan

Teacher:	Date:
Grade: K-8	Lesson: Independence Day-July 4th

**K-8 Independence Day Memory Match**

Print the Memory Cards, cardstock works well. Cut along the Guidelines. Use fewer cards for younger students. The Independence Day Memory Match can be played alone or with friends. Place all cards image side down into rows. Turn over any 2 cards. If the cards match, keep them. If the cards do not match, turn the cards back over. Try to remember where each card is during each turn! The game is over once all of the cards have been collected. When played with more than one player, the player with the most matches wins!!







# Wreaths Across America Lesson Plan

Teacher:	Date:
Grade: K-8	Lesson: Independence Day-July 4th



# Wreaths Across America Lesson Plan

Teacher:	Date:
Grade: K-8	Lesson: Independence Day-July 4th





# Wreaths Across America Lesson Plan

Teacher:	Date:
Grade: K-8	Lesson: Independence Day-July 4th



Remember-Honor-Teach


# Wreaths Across America Lesson Plan

Teacher:	Date:
Grade: K-8	Lesson: Independence Day-July 4th

Grades 4-8

## What is Liberty?

**Individual Liberty**



Every American has Individual Liberty and we are born with liberty. This means we have freedom of expression, freedom of choice, freedom to protest, freedom from government control of our lives, freedom of political choice and freedom to choose our own moral ground to take a stand on what we believe!

With liberty comes the responsibility to be a good citizen. To educate yourself and attend school, be good in class, to work and pay your bills, pay your taxes when you grow up, and to help others when you can. Many American soldiers have died to guarantee that liberties remain a part of American life. We have the best liberties in the world.


5

# Wreaths Across America Lesson Plan

Teacher:	Date:
Grade: K-8	Lesson: Independence Day-July 4th

**Grades 4-5** After reading the information about the Liberty Bell on the previous page, write an Acrostic Poem.

<b>L</b>	
<b>I</b>	
<b>B</b>	
<b>E</b>	
<b>R</b>	
<b>T</b>	
<b>Y</b>	
<b>B</b>	
<b>E</b>	
<b>L</b>	
<b>L</b>	



## Wreaths Across America Lesson Plan

Teacher:	Date:
Grade: K-8	Lesson: Independence Day-July 4th

### Grades 6-8 Answer key Independence Day Word Search Puzzle

G	Q	A	Z	T	A	X	E	S	W	S	X	E	D	C	C
E	N	G	J	O	H	N	A	D	A	M	S	S	O	G	O
O	T	O	W	N	S	H	E	N	D	A	C	T	S	Y	N
R	E	V	O	L	U	T	I	O	N	H	N	U	J	M	T
G	Y	T	R	A	P	A	E	T	N	O	T	S	O	B	I
E	I	K	I	N	D	E	P	E	N	D	E	N	C	E	N
W	O	L	M	Q	A	Z	E	D	C	R	P	F	P	N	E
A	T	R	E	D	C	O	A	T	S	I	A	O	A	F	N
S	T	A	M	P	A	C	T	A	Z	Z	U	W	T	R	T
H	R	F	V	Y	H	N	U	J	M	I	L	K	R	A	A
I	Q	Q	B	O	Y	C	O	T	T	E	R	D	I	N	L
N	V	A	L	L	E	Y	F	O	R	G	E	S	O	K	A
G	H	G	U	Y	T	R	M	D	S	A	V	B	T	L	R
T	Q	K	I	N	G	G	E	O	R	G	E	I	I	I	M
O	U	V	G	J	K	L	Z	X	V	B	R	G	T	N	Y
N	Y	J	P	L	L	E	B	Y	T	R	E	B	I	L	C
T	H	O	M	A	S	J	E	F	F	E	R	S	O	N	P
N	W	O	T	K	R	O	Y	B	T	W	X	M	P	A	X

BEN FRANKLIN	THOMAS JEFFERSON	PAUL REVERE	TOWNSHEND ACT
BOSTON TEA PARTY	KING GEORGE III	REVOLUTION	GEORGE WASHINGTON
BOYCOTT	LIBERTY BELL	STAMP ACT	JOHN ADAMS
INDEPENDENCE	THOMAS PAINE	TAXES	PATRIOT
YORKTOWN	CONTINENTAL ARMY	REDCOATS	VALLEY FORGE

# Wreaths Across America Lesson Plan

Teacher:	Date:
Grade: K-8	Lesson: Independence Day-July 4th

## Grades 6-8 Answer key Independence Day Word Search Puzzle

G	Q	A	Z	T	A	X	E	S	W	S	X	E	D	C	C
E	N	G	J	O	H	N	A	D	A	M	S	S	O	G	O
O	T	O	W	N	S	H	E	N	D	A	C	T	S	Y	N
R	E	V	O	L	U	T	I	O	N	H	N	U	J	M	T
G	Y	T	R	A	P	A	E	T	N	O	T	S	O	B	I
E	I	K	I	N	D	E	P	E	N	D	E	N	C	E	N
W	O	L	M	Q	A	Z	E	D	C	R	P	F	P	N	E
A	T	R	E	D	C	O	A	T	S	I	A	O	A	F	N
S	T	A	M	P	A	C	T	A	Z	Z	U	W	T	R	T
H	R	F	V	Y	H	N	U	J	M	I	L	K	R	A	A
I	Q	Q	B	O	Y	C	O	T	T	E	R	D	I	N	L
N	V	A	L	L	E	Y	F	O	R	G	E	S	O	K	A
G	H	G	U	Y	T	R	M	D	S	A	V	B	T	L	R
T	Q	K	I	N	G	G	E	O	R	G	E	I	I	I	M
O	U	V	G	J	K	L	Z	X	V	B	R	G	T	N	Y
N	Y	J	P	L	L	E	B	Y	T	R	E	B	I	L	C
T	H	O	M	A	S	J	E	F	F	E	R	S	O	N	P
N	W	O	T	K	R	O	Y	B	T	W	X	M	P	A	X

BEN FRANKLIN	THOMAS JEFFERSON	PAUL REVERE	TOWNSHEND ACT
BOSTON TEA PARTY	KING GEORGE III	REVOLUTION	GEORGE WASHINGTON
BOYCOTT	LIBERTY BELL	STAMP ACT	JOHN ADAMS
INDEPENDENCE	THOMAS PAINE	TAXES	PATRIOT
YORKTOWN	CONTINENTAL ARMY	REDCOATS	VALLEY FORGE

# Wreaths Across America Lesson Plan

Teacher:	Date:
Grade: K-8	Lesson: Independence Day-July 4th

Grades 6-8 WRITE AN ACROSTIC POEM USING THE LETTERS BELOW

<b>I</b>	
<b>N</b>	
<b>D</b>	
<b>E</b>	
<b>P</b>	
<b>E</b>	
<b>N</b>	
<b>D</b>	
<b>E</b>	
<b>N</b>	
<b>C</b>	
<b>E</b>	
<b>D</b>	
<b>A</b>	
<b>Y</b>	

**Wreaths Across America  
Lesson Plan**

Teacher:	Date:
Grade: K-8	Lesson: Independence Day-July 4th