


4<sup>th</sup> & 5<sup>th</sup> Grades Lesson Plan  
Live with Purpose  
Pride in Their Duties



## Wreaths Across America Lesson Plan

Teacher:	Date:
Grades: 4 <sup>th</sup> -5 <sup>th</sup>	Lesson: Live with Purpose-Pride in Their Duties

<p><b>OBJECTIVES:</b> CCSS.ELA-Literacy.RL.4.2 Determine a theme of a story, drama, or poem from details in the text; summarize the text. CCSS.ELA-Literacy.RL.4.3 Describe in depth a character, setting, or event in a story or drama, drawing on specific details in the text (e.g., a character's thoughts, words, or actions). CCSS.ELA-Literacy.RL.5.2 Determine a theme of a story, drama, or poem from details in the text, including how characters in a story or drama respond to challenges or how the speaker in a poem reflects upon a topic; summarize the text. CCSS.ELA-Literacy.RL.5.3 Compare and contrast two or more characters, settings, or events in a story or drama, drawing on specific details in the text (e.g., how characters interact).</p>	<p><b>STRATEGIES:</b></p> <ul style="list-style-type: none"> <li><input type="checkbox"/> Drawing/Coloring</li> <li><input type="checkbox"/> Writing</li> <li><input type="checkbox"/> Write/Pair/Share</li> <li><input type="checkbox"/> Collaboration</li> <li><input type="checkbox"/> Discussion Questions</li> <li><input type="checkbox"/> Small Groups</li> <li><input type="checkbox"/> Large Group</li> </ul>
<b>MATERIALS:</b>	Computer/laptop; internet (with access to YouTube); Smart Board; copies of Write/Pair/Share; copies of Reading Like Sherlock Holmes-Finding the Theme of a Story; 4 <sup>th</sup> Grade-copies Character Traits Worksheet; 5 <sup>th</sup> Grade copies of Compare and Contrast Character Traits; copies of the Idiom Activity
<b>Engage:</b> Hook the students	Hand out Write/Pair/Share Activity. Pair the students with a partner. Explain the W/P/S directions. The students will think of their answers, get with their partner, and share their answers. W/P/S Questions: 1. What dreams do you have for the future? 2. What will it take for you to make your dream come true? 3. What obstacles might you face to achieve your dream?
<b>Explore:</b> Students make sense of a concept through observations.	Play the YouTube Read Aloud, <i>Catching the Moon: The Story of a Young Girl's Baseball Dream</i> , Author-Crystal Hubbard, Illustrator-Randy Duburke. Hand out Reading Like Sherlock Holmes-Finding the Theme of a Story. Allow the students time to complete the assignment. 4 <sup>th</sup> Grade-Hand out Character Traits Worksheet. Allow students time to complete the assignment. 5 <sup>th</sup> Grade-Hand out Compare and Contrast Character Traits. Allow students time to complete the assignment. Hand out the Idiom Activity. Allow students time to complete the activity.
<b>Explain:</b> Teacher introduces formal vocabulary and language to students.	Teacher will select the vocabulary terms.
<b>Elaborate:</b> Students apply what they have learned.	4.2 Determine a theme of a story, drama, or poem from details in the text; summarize the text.4.3 Describe in depth a character, setting, or event in a story or drama, drawing on specific details in the text (e.g., a character's thoughts, words, or actions). 5.2 Determine a theme of a story, drama, or poem from details in the text, including how characters in a story or drama respond to challenges or how the speaker in a poem reflects upon a topic; summarize the text. 5.3 Compare and contrast two or more characters, settings, or events in a story or drama, drawing on specific details in the text (e.g., how characters interact).
<b>Evaluate:</b> assessment.	Teachers will select which activities to use as formal/informal assessments.
<b>Enrichment/Service-Learning Project</b>	Celebrate your school's unsung heroes-teachers, office staff, maintenance staff, cafeteria staff, librarians, bus drivers, teaching assistants, school support officers and school counsellors. Write a Thank You note to a person who works in your school. Let the person know you appreciate the work they do every day to help others. You can use the template or allow students to create their own card. Print project completion certificates <a href="#">here</a>

**Wreaths Across America  
Lesson Plan**

Teacher:	Date:
Grades: 4 <sup>th</sup> -5 <sup>th</sup>	Lesson: Live with Purpose-Pride in Their Duties

Name \_\_\_\_\_

**Write-Pair-Share**

You will have **5 minutes** to answer the following questions: 1. What dreams do you have for the future? 2. What will it take for you to make your dream come true? 3. What obstacles might you face to achieve your dream?

At the end of 5 minutes, you will be paired with a partner, you will read your answer to your partner and they will read their response to you. Write on the back if necessary.

---

---

---

---

---

---

---cut here-----cut here-----cut here---

Name \_\_\_\_\_

**Write-Pair-Share**

You will have **5 minutes** to answer the following questions: 1. What dreams do you have for the future? 2. What will it take for you to make your dream come true? 3. What obstacles might you face to achieve your dream?

At the end of 5 minutes, you will be paired with a partner, you will read your answer to your partner and they will read their response to you. Write on the back if necessary.

---

---

---

---

---

---


**Wreaths Across America  
Lesson Plan**

Teacher:	Date:
Grades: 4 <sup>th</sup> -5 <sup>th</sup>	Lesson: Live with Purpose-Pride in Their Duties


Name \_\_\_\_\_





 Read Like Sherlock Holmes, Finding the Theme of a Story 

What is the title of the story? \_\_\_\_\_


 Does the title give you any clues about the theme? YES or NO


If your answer is yes, what clues does it give you? \_\_\_\_\_

 What are the repeated parts or ideas in the story?


-  \_\_\_\_\_
-  \_\_\_\_\_
-  \_\_\_\_\_
-  \_\_\_\_\_

 What lesson does the repeated parts of the story send to the reader? \_\_\_\_\_

 Is it a valuable life lesson? Why or Why not? \_\_\_\_\_

 Is it a life lesson you could find in other stories? YES or NO \_\_\_\_\_

 What is the theme of the story? \_\_\_\_\_



**Wreaths Across America  
Lesson Plan**

Teacher:	Date:
Grades: 4 <sup>th</sup> -5 <sup>th</sup>	Lesson: Live with Purpose-Pride in Their Duties

Name \_\_\_\_\_

**Character Traits Worksheet**

Directions: Drawing from the text, write 4-character traits that describe the main character in the book and answer the questions.

**Title of the Book**

**Character's Name**

**Character Traits**

**What did he/she do to prove it?**

1 _____	Evidence _____
2 _____	Evidence _____
3 _____	Evidence _____
4 _____	Evidence _____

**Why did the character do the things he/she did?**

**How did the character's actions impact the story?**



**Wreaths Across America  
Lesson Plan**

Teacher:	Date:
Grades: 4 <sup>th</sup> -5 <sup>th</sup>	Lesson: Live with Purpose-Pride in Their Duties

Name \_\_\_\_\_

**Compare & Contrast Character Traits**

Directions: Select 3 characters from the book. Drawing from the text, write 4-character traits or adjectives that describe each character in the space provided. Do you have character traits that are similar or the same as some of the characters in the book? If so, list them in the space provided below.

**Title of the Book**

**Character 1**

**Character 2**

**Character 3**

---

---

---

---

---

---

---

---

---

---

---

---

Character traits I share with Character 1: \_\_\_\_\_

---

Character traits I share with Character 2: \_\_\_\_\_

---

Character traits I share with Character 3: \_\_\_\_\_

---

**Wreaths Across America  
Lesson Plan**

Teacher:	Date:
Grades: 4 <sup>th</sup> -5 <sup>th</sup>	Lesson: Live with Purpose-Pride in Their Duties

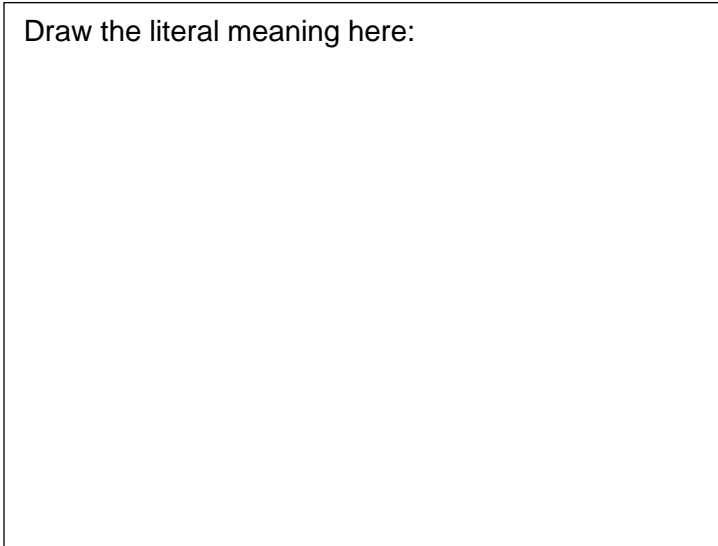
Name \_\_\_\_\_

**Idiom Activity**

The phrase, catching the moon is an idiom. Idioms are words or phrases whose figurative meaning is very different from the literal meaning. For example, if you tell someone to “break a leg” you don’t really want them to break a leg, you are wishing them good luck!

The name of the book, *Catching the Moon: The Story of a Young Girl’s Baseball Dream*, includes an idiom.

Draw the literal meaning here:



Summarize the figurative meaning here:

---

---

---

---

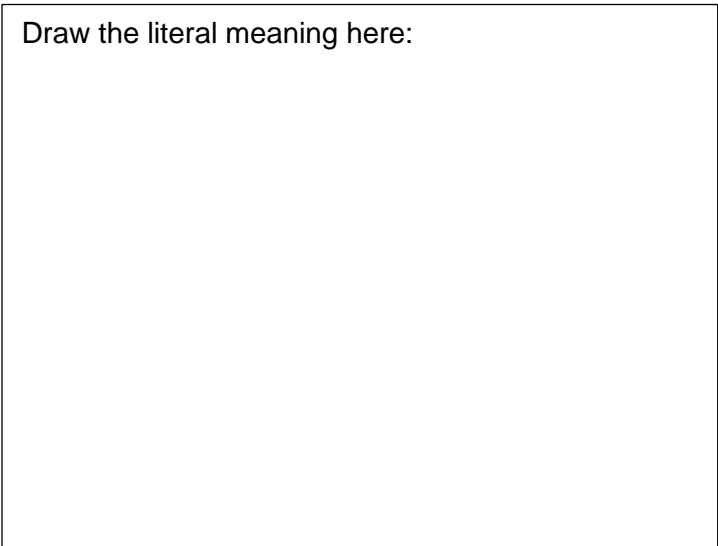
---

---

---

Give an example of an idiom you have heard before. Draw the literal meaning and write the figurative meaning. Use the idiom in a sentence. Example: “cost an arm and a leg”. Use the idiom in a sentence: That new iPhone cost an arm and a leg.

Draw the literal meaning here:



Summarize the figurative meaning here:

---

---

---

---

---

---

---

Wreaths Across America  
Lesson Plan

Teacher:	Date:
Grades: 4 <sup>th</sup> -5 <sup>th</sup>	Lesson: Live with Purpose-Pride in Their Duties

	<p>Thank You for Helping My Dreams Come True</p> <p>To: _____</p> <p>From: _____</p>
--	--



	<p>Thank You for Helping My Dreams Come True</p> <p>To: _____</p> <p>From: _____</p>
--	--