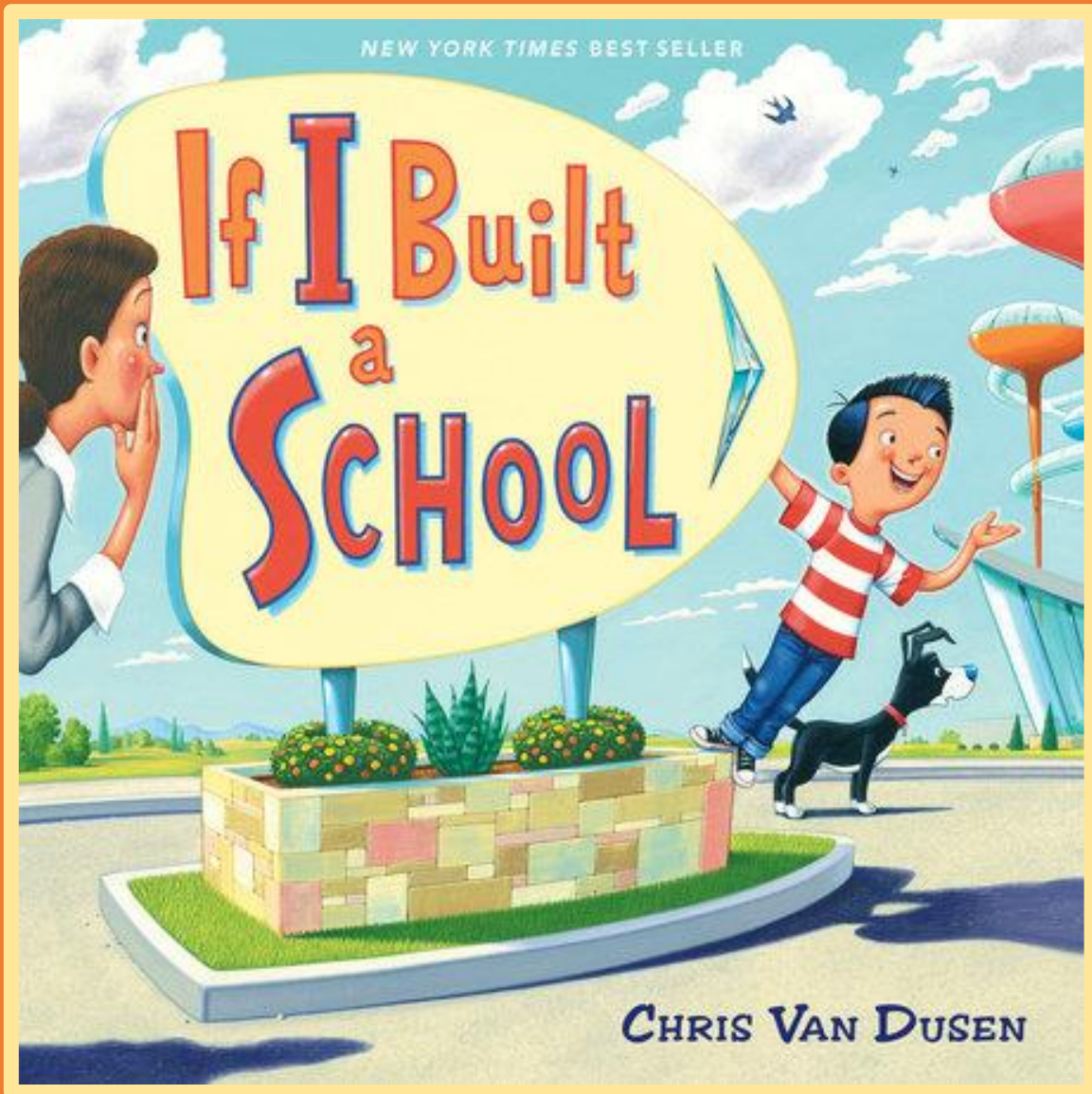


2nd & 3rd Grades Lesson Plan
Live with Purpose
Pride in Their Duties



Wreaths Across America

Lesson Plan

Teacher:	Date:
Grade: 2 nd -3 rd Grades	Lesson: Live with Purpose-Pride in Their Duties

<p>OBJECTIVES: CCSS.ELA-Literacy.RL.2.1 Ask and answer such questions as <i>who, what, where, when, why, and how</i> to demonstrate understanding of key details in a text.</p> <p>CCSS.ELA-Literacy.SL.2.2 Recount or describe key ideas or details from a text read aloud or information presented orally or through other media.</p> <p>CCSS.ELA-Literacy.SL.3.2 Determine the main ideas and supporting details of a text read aloud or information presented in diverse media and formats, including visually, quantitatively, and orally.</p>	<p>STRATEGIES:</p> <ul style="list-style-type: none"> <input type="checkbox"/> Drawing/Coloring <input type="checkbox"/> Writing <input type="checkbox"/> Think/Pair/Share <input type="checkbox"/> Collaboration <input type="checkbox"/> Discussion Questions <input type="checkbox"/> Small Groups <input type="checkbox"/> Large Group
MATERIALS:	Computer/laptop; internet (with access to YouTube); Smart Board; copies of <i>If I Built a School</i> Comprehension Questions; copies of <i>If I Built a School</i> 5 W's Worksheet; copies of The Main Idea and Key Details Worksheet; copies of the drawing/coloring activity; copies of Thank You card.
Engage: Hook the students	Think/Pair/Share Activity- Pair the students with a partner. Explain the T/P/S directions. The students will think of their answer, get with their partner, and share their answer. T/P/S Question: Why is it important to have pride in your school? Does having pride in your school, help you to have pride in your work?
Explore: Students make sense of a concept through observations.	Play the YouTube Read Aloud, <i>If I Built A School</i> , Author/Illustrator-Chris Van Dusen. https://youtu.be/l3g7_bTLebo?si=LMIA6XX6UAja1_aK <i>Hand out If I Built a School</i> Comprehension Questions. Allow students time to complete the assignment. Hand out copies of <i>If I Built a School</i> 5 W's Worksheet. Allow students time to complete the assignment. Hand out copies of The Main Idea and Key Details Worksheet. Allow students time to complete the assignment. Hand out copies of the drawing coloring activity. Allow students time to complete the assignment.
Explain: Teacher introduces formal vocabulary and language to students.	pitifully lobby free-floating collide perimeter gear zip line impeccably banned pod stylus skydiving seared sprout hologram genetically modified creatures hover desk wind tunnels galore
Elaborate: Students apply what they have learned.	2 nd -The student will ask and answer such questions as <i>who, what, where, when, why, and how</i> to demonstrate understanding of key details in a text. The students will recount or describe key ideas or details from a text read aloud or information presented orally or through other media. 3 rd -Determine the main ideas and supporting details of a text read aloud or information presented in diverse media and formats, including visually, quantitatively, and orally.
Evaluate: assessment.	Teachers will select which activities to use as formal/informal assessments.
Enrichment/Service-Learning Project	Celebrate your school's unsung heroes-teachers, office staff, maintenance staff, cafeteria staff, librarians, bus drivers, teaching assistants, school support officers and school counsellors. Write a Thank You note to a person who works in your school. Let the person know you appreciate the work they do every day to help others. You can use the template on the last page of this lesson plan or allow students to create their own card. Print project completion certificates here

Wreaths Across America

Lesson Plan

Teacher:	Date:
Grade: 2 nd -3 rd Grades	Lesson: Live with Purpose-Pride in Their Duties

Name _____

If I Built a School Comprehension Questions

1. When the book, *If I Built a School* starts out, what complaint does Jack give Miss Jane about the school?
2. What does Jack think about the builder of the school?
3. What is the difference between the word banned, and band?
4. What do you think about Jack's idea to fill the school with cute puppies and zoo animals?
5. How would Jack build the classrooms?
6. What would the classrooms look like sprouting from the ground?
7. How would you "write" in Jack's classrooms?
8. Do you think it would be a good idea to have floating hover desks in a classroom? Why or why not?
9. What happens to a book when you pick one at the library?
10. What kind of guests would Jack have visit the classroom?
11. What do you think you would like best about Jack's gym?
12. What is the robo-chef's name?
13. What is your favorite thing about Jack's school?

Wreaths Across America

Lesson Plan

Teacher:	Date:
Grade: 2 nd -3 rd Grades	Lesson: Live with Purpose-Pride in Their Duties

Answer Key

Name _____

If I Built a School Comprehension Questions

1. When the book, *If I Built a School* starts out, what complaint does Jack give Miss Jane about the school? **At the beginning of the book, Jack tells Miss Jane the school is OK, but it is pitifully plain.**
2. What does Jack think about the builder of the school? **Jack believes the builder of the school should be banned.**
3. What is the difference between the word banned, and band? **The word banned means that something has been excluded. The word band means a musical group or a group of people or a strap or ring.**
4. What do you think about Jack's idea to fill the school with cute puppies and zoo animals? **Answers will vary.**
5. How would Jack build the classrooms? **Jack would build the classrooms onto towers.**
6. What would the classrooms look like sprouting from the ground? **The classrooms would look like colorful flowers. The roofs would open like flower petals, to let in the sun.**
7. How would you "write" in Jack's classrooms? **In Jack's classrooms, you would use a stylus and write in the air.**
8. Do you think it would be a good idea to have floating hover desks in a classroom? Why or why not? **Answers will vary.**
9. What happens to a book when you pick one at the library? **When you pick a book from the shelves, the books come alive-they pop-up like pop-ups, but pop to the max.**
10. What kind of guests would Jack have visit the classroom? **Jack would have hologram guests-like a T.Rex or Abe Lincoln.**
11. What do you think you would like best about Jack's gym? **Answers will vary.**
12. What is the robo-chef's name? **The robo-chef's name is Pete.**
13. What is your favorite thing about Jack's school? **Answers will vary.**


Wreaths Across America Lesson Plan

Teacher:	Date:
Grade: 2 nd -3 rd Grades	Lesson: Live with Purpose-Pride in Their Duties


Name _____

If I Built a School's W's Worksheet




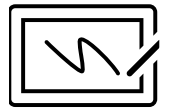


WHO?




WHAT?




WHEN?



WHERE?

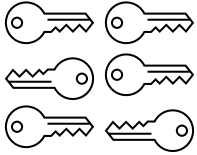


WHY?



Wreaths Across America Lesson Plan

Teacher:	Date:
Grade: 2 nd -3 rd Grades	Lesson: Live with Purpose-Pride in Their Duties



Name _____


The Main Idea and Key Details

What is the Main Idea in *If I Built a School*?

What Key Details do you get in the beginning? How do they support the Main Idea?

What Key Details do you get in the middle? How do they support the Main Idea?

What Key Details do you get at the end? How do they support the Main Idea?




Wreaths Across America Lesson Plan

Teacher:	Date:
Grade: 2 nd -3 rd Grades	Lesson: Live with Purpose-Pride in Their Duties

Name _____

Pick **One** of the following areas of a school, and draw/color what it would look like if **You** built a school! Circle the part of the school you are creating from the list below.

Lobby, Classroom, Playground, Gymnasium, Library, Cafeteria



Why did you design the area the way you did? _____

Wreaths Across America
Lesson Plan

Teacher:	Date:
Grade: 2 nd -3 rd Grades	Lesson: Live with Purpose-Pride in Their Duties

Thank You for
Making Our
School Great!!

To: _____

From: _____



Thank You for
Making Our
School Great!!

To: _____

From: _____