


1st Grade Lesson Plan
Live with Purpose
Pride in Their Duties



Wreaths Across America

Lesson Plan

Teacher:	Date:
Grade: 1 st Grade	Lesson: Live with Purpose-Pride in Their Duties

<p>OBJECTIVES: CCSS.ELA-Literacy.RL.1.1 Ask and answer questions about key details in a text. CCSS.ELA-Literacy.RL.1.3 Describe characters, settings, and major events in a story, using key details.</p>	<p>STRATEGIES:</p> <ul style="list-style-type: none"> <input type="checkbox"/> Drawing/Coloring <input type="checkbox"/> Writing <input type="checkbox"/> Think/Pair/Share <input type="checkbox"/> Collaboration <input type="checkbox"/> Discussion Questions <input type="checkbox"/> Small Groups <input type="checkbox"/> Large Group
MATERIALS:	Computer/laptop; internet (with access to YouTube); Smart Board; copy of <i>Tiny Lights</i> Key Details Questions; copies of Color Your Own Firefly Activity; copies of Make Your Own Firefly; copies of Thank You cards.
Engage: Hook the students	<p>Explain: Pride is a feeling of happiness that comes from doing something good for someone else. Think/Pair/Share Activity-Pair the students with a partner. Explain the T/P/S directions. The students will think of their answer, get with their partner, and share their answer. T/P/S Question: How does it make you feel when you do something kind for someone else? Does it give you a sense of pride? Explain: When you do something kind for someone else, sometimes they will help you when you need help, that is what happens in the book you will listen to today.</p>
Explore: Students make sense of a concept through observations.	<p>Play the YouTube Read Aloud <i>Tiny Lights</i>, Author-Brian Naylor, Illustrator Denise Mota. https://youtu.be/H3CgPqwOHx4?si=O5LSS3C1uVNmHI47 Read aloud the <i>Tiny Lights</i> Key Details Questions. Allow students time to complete the questions. Hand out Color Your Own Firefly Activity. Allow students time to complete the assignment. Hand out Make Your Own Firefly Activity. Allow students time to complete the assignment. Hand out Thank You cards. Students should write a brief note to a member of the school staff, thanking them for being a “Light” at your school. Allow students time to complete the assignment.</p>
Explain: Teacher introduces formal vocabulary and language to students.	lights beetle realized cloudy fireflies backyard insect scared thunder puddles crashed crumbs shimmering
Elaborate: Students apply what they have learned.	The students will ask and answer questions about key details in a text and describe characters, settings, and major events in a story, using key details.
Evaluate: assessment.	Teachers will select which activities to use as formal/informal assessments.
Enrichment/Service-Learning Project	<p>Celebrate your school’s unsung heroes-teachers, office staff, maintenance staff, cafeteria staff, librarians, bus drivers, teaching assistants, school support officers and school counsellors. Write a Thank You note to a person who works in your school. Let the person know you appreciate the work they do every day to help others. You can use the template on the last page of this lesson plan or allow students to create their own card. Print project completion certificates here</p>

Wreaths Across America

Lesson Plan

Teacher:	Date:
Grade: 1 st Grade	Lesson: Live with Purpose-Pride in Their Duties

Answer Key

Tiny Lights Key Details Questions


1. Who is the main character in the story *Tiny Lights*? **Ollie is the main character in the story *Tiny Lights*.**
2. What do you learn about the main character at the beginning of the story? **At the beginning of the story, we learn that Ollie loves to play outside. We also learn that Ollie really loved animals and was always aware of any animals that might need his help.**
3. What did Ollie find one morning on his way to school? **Ollie found a little bug struggling to get out of the puddle of water.**
4. What did Ollie do? **Ollie got a stick and lifted the little bug out of the water.**
5. What happened when the little bug tried to fly? **When the little bug tried to fly, he could not fly because his wings were wet.**
6. How did Ollie help the little bug? **Ollie put the little bug inside of his pencil case for the day until his wings could dry out.**
7. What did the little bug do when Ollie was taking notes at school? **The little bug stood on Ollie's pencil when Ollie was taking notes, to see what Ollie was writing.**
8. At lunch time, Ollie gave the little bug crumbs from his lunch, what did the little bug like to eat? **The little bug liked everything that tasted sweet.**
9. What did Ollie do when he got home from school? **Ollie cleaned his room and did his homework, then he carried the tiny bug outside to let him go home before the storm.**
10. Why was Ollie worried for the tiny bug after he let him go? **Ollie was concerned for the tiny bug because a big thunderstorm rolled in.**
11. When did Ollie find out the tiny bug was a firefly? **During the storm, the lights went out at Ollie's house. He saw tiny lights outside from his window, when he opened the window, the tiny lights flew in his house and lit up his house. The tiny bug landed on Ollie's nose!**
12. Why did the tiny bug return to Ollie's house? **The tiny bug returned to Ollie's house to say thank you and to shine a light for his friend.**

Wreaths Across America Lesson Plan

Teacher:	Date:
Grade: 1 st Grade	Lesson: Live with Purpose-Pride in Their Duties

Name _____

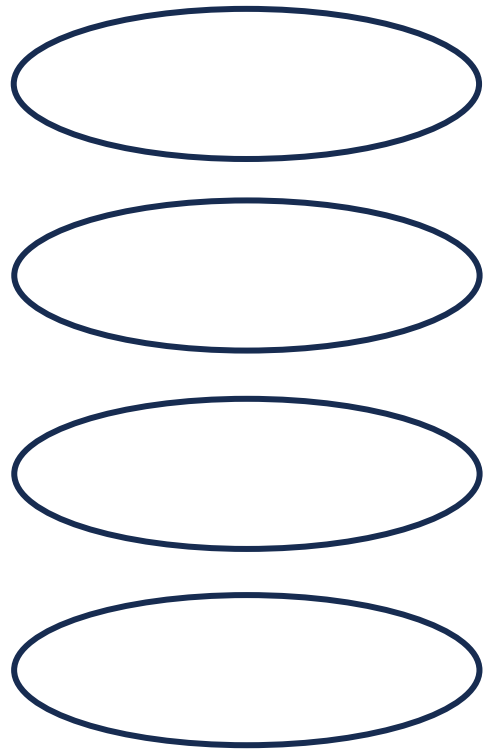
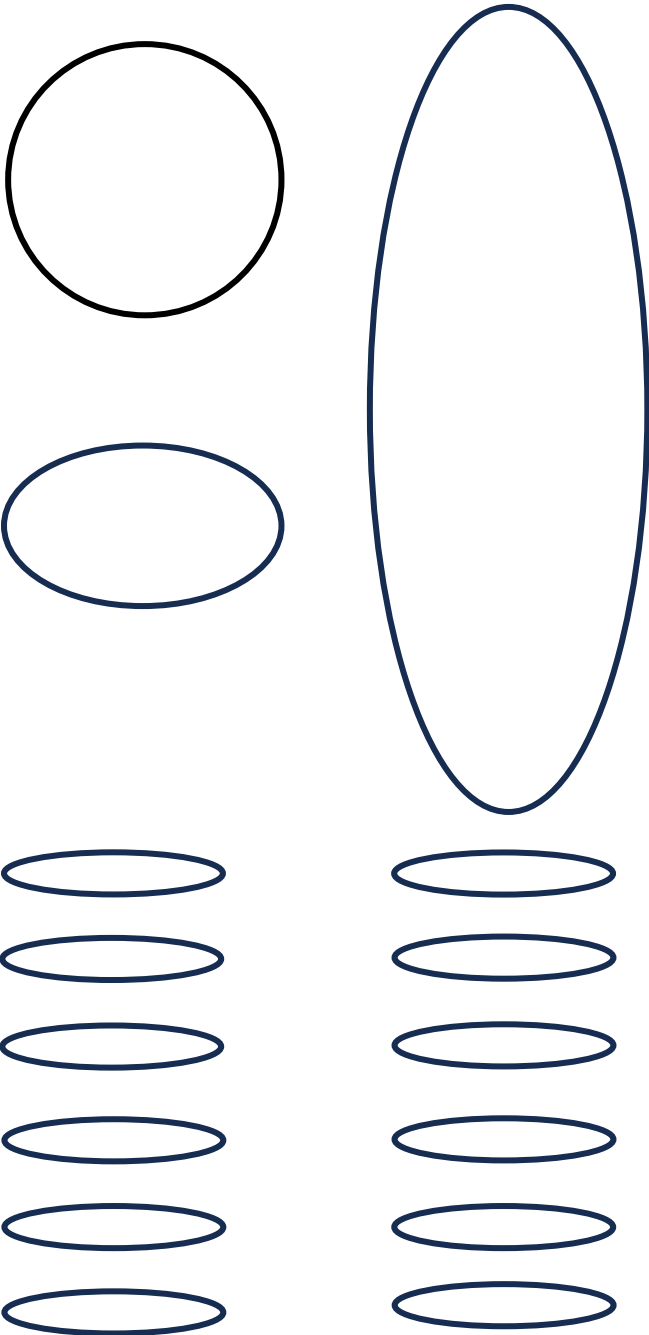
Color Your Own Firefly



Wreaths Across America Lesson Plan

Teacher:	Date:
Grade: 1 st Grade	Lesson: Live with Purpose-Pride in Their Duties

Make Your Own Firefly!!



Directions:

1. Use the Firefly picture you colored as a guide.
2. Cut out each of the body shapes on this paper.
3. Put the pieces in place. Glue them down to another piece of paper and color!!

Wreaths Across America
Lesson Plan

Teacher:	Date:
Grade: 1 st Grade	Lesson: Live with Purpose-Pride in Their Duties



Thank You for
Lighting Up
Our School!!

To: _____

From: _____



Thank You for
Lighting Up
Our School!!

To: _____

From: _____