

3rd Grade Lesson Plan
Live with Purpose
Concern for the Future



Wreaths Across America

Lesson Plan

Teacher:	Date:
Grade: 3	Lesson: Live with Purpose-Concern for the Future

<p>OBJECTIVES: CCSS.ELA-LITERACY.RI.3.1 Ask and answer questions to demonstrate understanding of a text, referring explicitly to the text as the basis for the answers.</p> <p>CCSS.ELA-LITERACY.RI.3.2 Determine the main idea of a text; recount the key details and explain how they support the main idea.</p>	<p>STRATEGIES:</p> <ul style="list-style-type: none"> <input type="checkbox"/> Drawing/Coloring <input type="checkbox"/> Writing <input type="checkbox"/> Think/Pair/Share <input type="checkbox"/> Collaboration <input type="checkbox"/> Discussion Questions <input type="checkbox"/> Small Groups <input type="checkbox"/> Large Group 									
MATERIALS:	Computer/laptop; internet (with access to YouTube); Smart Board; copies of Check for Understanding Questions; copies of The Main Idea and Key Details Worksheet; copies of the Decode the Secret Message Activity; copies of the Ghana Flag Coloring Activity									
Engage: Hook the students	<p>Explain: Today we will listen to a biography. A biography is a true story about someone's life. Biographies tell about famous people, or ordinary people who have done exciting things. They usually center on one person's life and how they have contributed to the world.</p> <p>Think/Pair/Share Activity- Pair the students with a partner. Explain the T/P/S directions. The students will think of their answer, get with their partner, and share their answer.</p> <p>T/P/S Question: If someone was to write your biography one day, what exciting things would someone write about you one day?</p>									
Explore: Students make sense of a concept through observations.	<p>Play the YouTube Read Aloud, <i>Emmanuel's Dream: The True Story of Emmanuel Ofosu Yeboah</i>, Author-Laurie Ann Thompson, Illustrator-Sean Qualls. https://youtu.be/iX7yrUB5lml?si=uv2Vcfqt5TKoBF0Y</p> <p>Hand out Check for Understanding Questions. Allow students time to complete the assignment.</p> <p>Hand out The Main Idea and Key Details Worksheet. Allow students time to complete the assignment.</p> <p>Hand out the Decode the Secret Message Activity. Allow students time to complete the assignment.</p> <p>Hand out the Ghana Flag Coloring Activity. Allow students time to complete the assignment.</p>									
Explain: Teacher introduces formal vocabulary and language to students.	<table style="width: 100%; border: none;"> <tr> <td style="width: 50%;">biography</td> <td style="width: 50%;">beggars</td> <td style="width: 50%;">disability</td> </tr> <tr> <td>contributions to the world</td> <td>curse</td> <td>shining shoes</td> </tr> <tr> <td>Ghana, West Africa</td> <td>useless</td> <td></td> </tr> </table>	biography	beggars	disability	contributions to the world	curse	shining shoes	Ghana, West Africa	useless	
biography	beggars	disability								
contributions to the world	curse	shining shoes								
Ghana, West Africa	useless									
Elaborate: Students apply what they have learned.	Students will ask and answer questions to demonstrate understanding of a text, referring explicitly to the text as the basis for the answers. Students will determine the main idea of a text; recount the key details and explain how they support the main idea.									
Evaluate: assessment.	Teachers will select which activities to use as formal/informal assessments.									
Enrichment/Service-Learning Project	<p>Help people who have disabilities in your school. Read to them, help them with their schoolwork, sit with them during lunch, or play with them during recess. Be their friend. Start a Best Buddies Program in your school. For more information, go to https://www.bestbuddies.org/friendship/</p> <p>Print project completion certificates here</p>									

Wreaths Across America

Lesson Plan

Teacher:	Date:
Grade: 3	Lesson: Live with Purpose-Concern for the Future

Name _____

Emmanuel's Dream: The True Story of Emmanuel Ofosu Yeboah-Check for Understanding Questions

1. Where was Emmanuel born?
2. Why did people say Emmanuel would be useless or a curse?
3. Mama Comfort was a woman of faith; she named her son Emmanuel. What does the name Emmanuel mean?
4. As Emmanuel grew up, his mother told him he could have anything, but what would he have to do?
5. Why do you think most kids with disabilities did not go to school?
6. How did Emmanuel get to school each day when he became too heavy for his mother to pick him up and carry him?
7. How did Emmanuel get the other kids at school to play with him?
8. How did Emmanuel learn to ride a bike?
9. What happened when Emmanuel was 13?
10. What did Emmanuel do to help his family?
11. When Emmanuel first got to the city, he was full of hope, but hope soon turned to disappointment; why wouldn't people give him a job?

Wreaths Across America

Lesson Plan

Teacher:	Date:
Grade: 3	Lesson: Live with Purpose-Concern for the Future

12. What did most business owners tell Emmanuel he should do?

13. What jobs did Emmanuel do to raise money for his family?

14. What did he do with the money he made from working?

15. Emmanuel went home when his mother became very ill. What did his mother tell him before she died?

16. Emmanuel knew he had to honor his mother by showing people that being disabled did not mean you are unable. What does that mean?

17. What was Emmanuel's plan?

18. Describe the shirt Emmanuel wore while riding through his country. What words did he have printed on the shirt? What did they mean?

19. What did Emmanuel do as he road across Ghana?

20. How far did Emmanuel ride his bicycle in 10 days?

21. How has Emmanuel helped to change the world for people with disabilities?

Wreaths Across America

Lesson Plan

Teacher:	Date:
Grade: 3	Lesson: Live with Purpose-Concern for the Future

ANSWER KEY

Name _____

Emmanuel's Dream: The True Story of Emmanuel Ofosu Yeboah-Check for Understanding Questions

1. Where was Emmanuel born? **Emmanuel was born in Ghana, West Africa.**
2. Why did people say Emmanuel would be useless or a curse? **People said Emmanuel would be useless or a curse because he only had one leg that worked.**
3. Mama Comfort was a woman of faith; she named her son Emmanuel. What does the name Emmanuel mean? **The name Emmanuel means "God is with us".**
4. As Emmanuel grew up, his mother told him he could have anything, but what would he have to do? **Emmanuel would have to get it for himself. And Emmanuel learned to work for things himself.**
5. Why do you think most kids with disabilities did not go to school? **Answers will vary.**
6. How did Emmanuel get to school each day when he became too heavy for his mother to pick him up and carry him? **Emmanuel hopped to school, two miles each way on one leg.**
7. How did Emmanuel get the other kids at school to play with him? **Emmanuel saved his money and bought a soccer ball. He told the other kids they could play with the soccer ball, but they would have to let him play soccer too.**
8. How did Emmanuel learn to ride a bike? **Emmanuel's friend Godwin would push him fast on the bike to help him get his balance, and after falling many times, Emmanuel was finally able to ride.**
9. What happened when Emmanuel was 13? **When Emmanuel turned 13, Mama Comfort became very sick, she was no longer able to support the family by selling vegetables.**
10. What did Emmanuel do to help his family? **Emmanuel rode a train 150 miles to the city to find work to support his family.**
11. When Emmanuel first got to the city, he was full of hope, but hope soon turned to disappointment; why wouldn't people give him a job? **Emmanuel's hope turned to disappointment because people would not hire him because he had a disability.**

Wreaths Across America

Lesson Plan

Teacher:	Date:
Grade: 3	Lesson: Live with Purpose-Concern for the Future

12. What did most business owners tell Emmanuel he should do? **Most of the business owners told Emmanuel he needed to beg for money like other people who had disabilities.**

13. What jobs did Emmanuel do to raise money for his family? **Emmanuel served drinks to people and shined shoes.**

14. What did he do with the money he made from working? **Emmanuel bought supplies to shine shoes and sent the rest to his family.**

15. Emmanuel went home when his mother became very ill. What did his mother tell him before she died? **Before Mama Comfort died, she told Emmanuel to, "Be respectful, take care of his family and don't ever beg. And never give up."**

16. Emmanuel knew he had to honor his mother by showing people that being disabled did not mean you are unable. What does that mean? **Answers will vary.**

17. What was Emmanuel's plan? **Emmanuel's plan was to bike all around his country of Ghana, to prove that a disability did not mean you are unable to accomplish your dreams.**

18. Describe the shirt Emmanuel wore while riding through his country. What words did he have printed on the shirt? What did they mean? **Emmanuel's shirt was the colors of the flag of Ghana, with the words The Pozo on the back. The words The Pozo means The Disabled Person.**

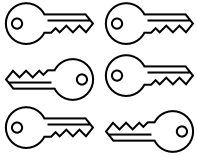
19. What did Emmanuel do as he road across Ghana? **Emmanuel stopped along the way and spoke to everyone he could.**

20. How far did Emmanuel ride his bicycle in 10 days? **Emmanuel rode his bicycle over 400 miles in 10 days.**

21. How has Emmanuel helped to change the world for people with disabilities? **Answers will vary.**

Wreaths Across America Lesson Plan

Teacher:	Date:
Grade: 3	Lesson: Live with Purpose-Concern for the Future



Name _____


The Main Idea and Key Details Worksheet

What is the Main Idea in *Emmanuel's Dream: The True Story of Emmanuel Ofosu Yeboahr*?

What Key Details do you get in the beginning? How do they support the Main Idea?

What Key Details do you get in the middle? How do they support the Main Idea?

What Key Details do you get at the end? How do they support the Main Idea?



Remember-Honor-Teach









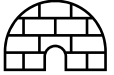














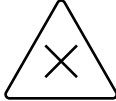


Wreaths Across America

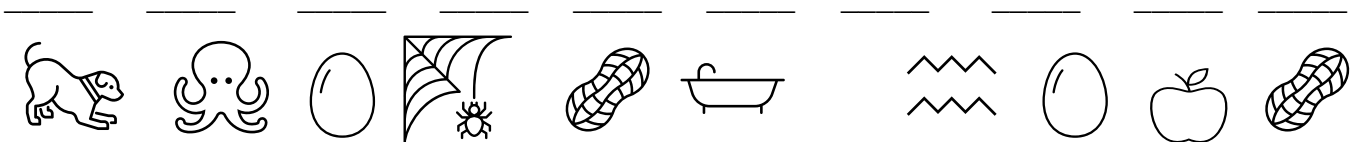

Lesson Plan

Teacher:	Date:
Grade: 3	Lesson: Live with Purpose-Concern for the Future

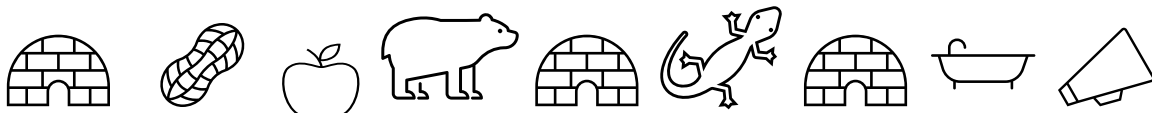
Name _____

Decode the secret message using the pictures in the chart below.

A 	B 	C 	D 	E 	F 	G 	H 	I 
J 	K 	L 	M 	N 	O 	P 	Q 	R 
S 	T 	U 	V 	W 	X 	Y 	Z 	



,



!!!









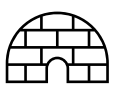















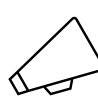

Wreaths Across America Lesson Plan

Teacher:	Date:
Grade: 3	Lesson: Live with Purpose-Concern for the Future

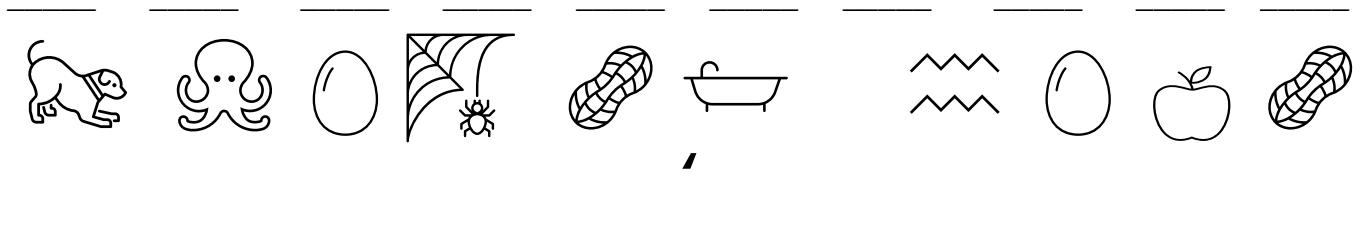

ANSWER KEY

Name _____

Decode the secret message using the pictures in the chart below.

A 	B 	C 	D 	E 	F 	G 	H 	I 
J 	K 	L 	M 	N 	O 	P 	Q 	R 
S 	T 	U 	V 	W 	X 	Y 	Z 	

Code Answer: **DISABILITY DOESN'T MEAN INABILITY!!!**



!!!

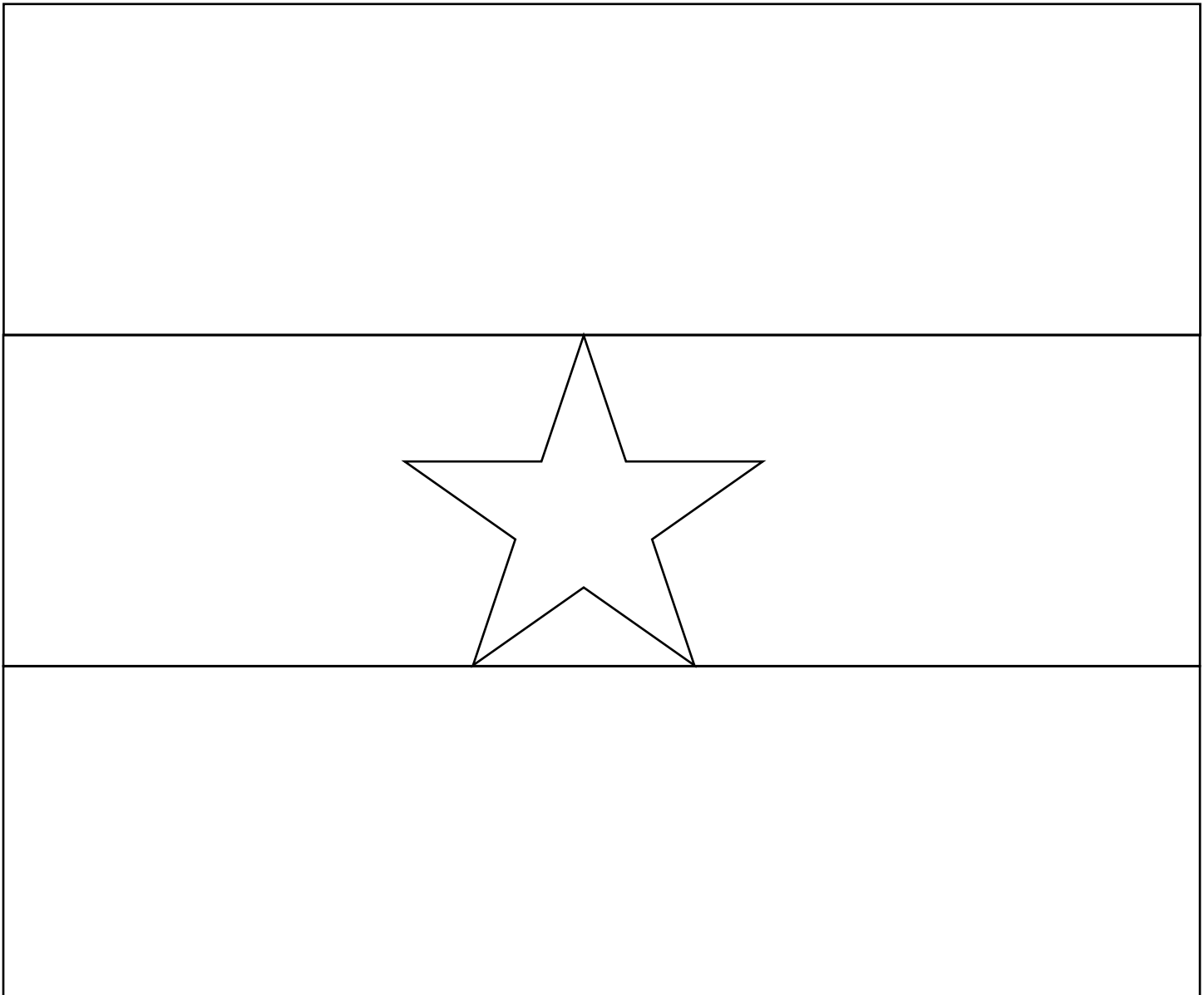
Wreaths Across America Lesson Plan

Teacher:	Date:
Grade: 3	Lesson: Live with Purpose-Concern for the Future

Name _____

The Flag of Ghana

Directions: Color the first rectangle RED. Color the middle rectangle YELLOW. Color the bottom rectangle GREEN. Color the star in the center of the flag BLACK.



Ghana has a lot of rich natural resources. They are at the center of the Gold Coast of Africa. Some of the natural resources are timber, manganese, diamonds, gold, bauxite, and oil. Oil contributes to making Ghana one of the few wealthy countries on the West side of Africa.