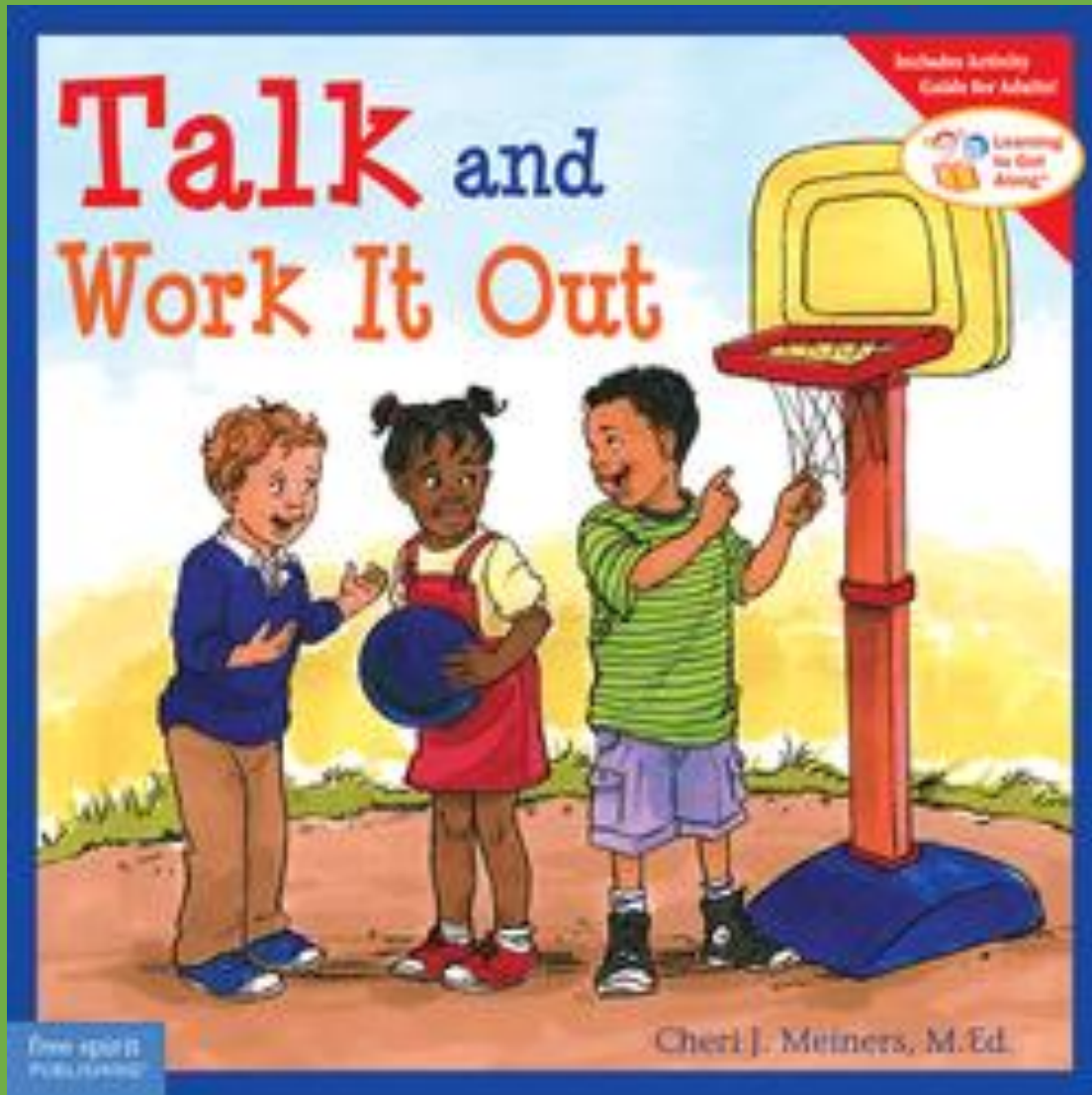


Kindergarten Lesson Plan
Live with Purpose
Concern for the Future



Wreaths Across America

Lesson Plan

Teacher:	Date:
Grade: Kindergarten	Lesson: Live with Purpose-Concern for the Future

<p>OBJECTIVES: CCSS.ELA-Literacy.RL.K.1 With prompting and support, ask and answer questions about key details in a text.</p> <p>CCSS.ELA-Literacy.RL.K.2 With prompting and support, retell familiar stories, including key details.</p>	<p>STRATEGIES:</p> <ul style="list-style-type: none"> <input type="checkbox"/> Drawing/Coloring <input type="checkbox"/> Writing <input type="checkbox"/> Think/Share <input type="checkbox"/> Collaboration <input type="checkbox"/> Discussion Questions <input type="checkbox"/> Small Groups <input type="checkbox"/> Large Group
MATERIALS:	Computer/laptop; internet (with access to YouTube); Smart Board; copy of Oral Questions for <i>Talk and Work It Out</i> ; copies of writing practice worksheet; copies of Find a Solution to a Problem Maze; copies of <i>Talk and Work It Out</i> Coloring and Writing Practice Worksheet.
Engage: Hook the students	Think/Share Activity- The students will think of their answer, and share their answer with the class. Explain: Sometimes we all have problems and concerns.(Give an example of a problem or concern you have.) Sometimes we can solve the problem-sometimes we cannot. The important thing is how we decide to handle those problems or concerns. T/P/S Question: What is one thing you can do to solve a problem or concern? Have the students share their responses with the class.
Explore: Students make sense of a concept through observations.	Play the YouTube Read Aloud, <i>Talk and Work it Out</i> , Author-Cheri J. Meiners, Illustrator-Meredith Johnson. https://youtu.be/75f1TPHV0Ds?si=weRKR_QzYtW6A6en Read the Oral Questions for <i>Talk and Work It Out</i> . Allow students time to answer the questions. Hand out the writing practice worksheet. Allow students time to complete the assignment. Hand out Find a Solution to a Problem Maze. Allow students time to complete the assignment. Hand out the <i>Talk and Work It Out</i> Coloring and Writing Practice Worksheet. Allow students time to complete the assignment.
Explain: Teacher introduces formal vocabulary and language to students.	narrator point of view get along cooperate work it out respect
Elaborate: Students apply what they have learned.	The students, with prompting and support, ask and answer questions about key details in a text. The students, with prompting and support, retell familiar stories, including key details.
Evaluate: assessment.	Teachers will select which activities to use as formal/informal assessments.
Enrichment/Service-Learning Project	Help people with disabilities in your school. Read to them, help them with their schoolwork, sit with them during lunch, or play with them during recess. Be their friend. Start a Best Buddies Program in your school. For more information, go to https://www.bestbuddies.org/friendship/ Print project completion certificates here

Wreaths Across America

Lesson Plan

Teacher:	Date:
Grade: Kindergarten	Lesson: Live with Purpose-Concern for the Future

Oral Questions for *Talk and Work It Out*

1. At the beginning of the story, what does the narrator say he is learning to do? **At the beginning of the story, the narrator says he is learning how to “get along” with a lot of different people.**
2. What does it mean to “get along” with people? **Answers will vary.**
3. Why is it important to “get along” with people? **Answers will vary.**
4. Why does the narrator say it is okay to not always agree with people? **The narrator says it is okay for people to have different ideas.**
5. What does the narrator do if something really bothers him? **If something really bothers him, he makes a choice to work it out.**
6. What does the narrator say that he can do to work it out?
He can take a big breath to calm down.
He can take time to think about what he will do.
He can talk to the person to tell them how he feels.
7. If you have a problem with someone and you decide you want to “Talk it Out”, what 4 steps does the author give you to follow?
 1. **Talk about the problem.**
 2. **Listen to understand.**
 3. **Think of ways to solve it.**
 4. **Choose the best plan.**
8. Why do you think it is so important to listen to the other person’s point of view? **Answers will vary, but should include any of the following:**
 1. **You can listen and learn how the other person feels.**
 2. **You can learn about how the other person sees the problem.**
 3. **You can repeat what you hear them say to show you understand and care.**
 4. **You can be polite and friendly when you talk about the problem, it feels good to be heard and understood.**
 5. **You can ask the other person for their ideas to help solve the problem.**
9. If you still need help to solve the problem, what can you do? **If you still need help to solve the problem, you can ask a grown up.**
10. If you cannot find a solution that everyone likes, what can you do? **If you cannot find a solution that everyone likes you can show respect.**
11. How does caring about the feelings of others help solve problems? **If you care about the feelings of others, you can usually solve problems you may have with them.**

Wreaths Across America Lesson Plan


Teacher:	Date:
Grade: Kindergarten	Lesson: Live with Purpose-Concern for the Future

Name _____


Talk and Work It Out



get along



talk it out



THINK



be polite




listen to others



think and solve

the problem!



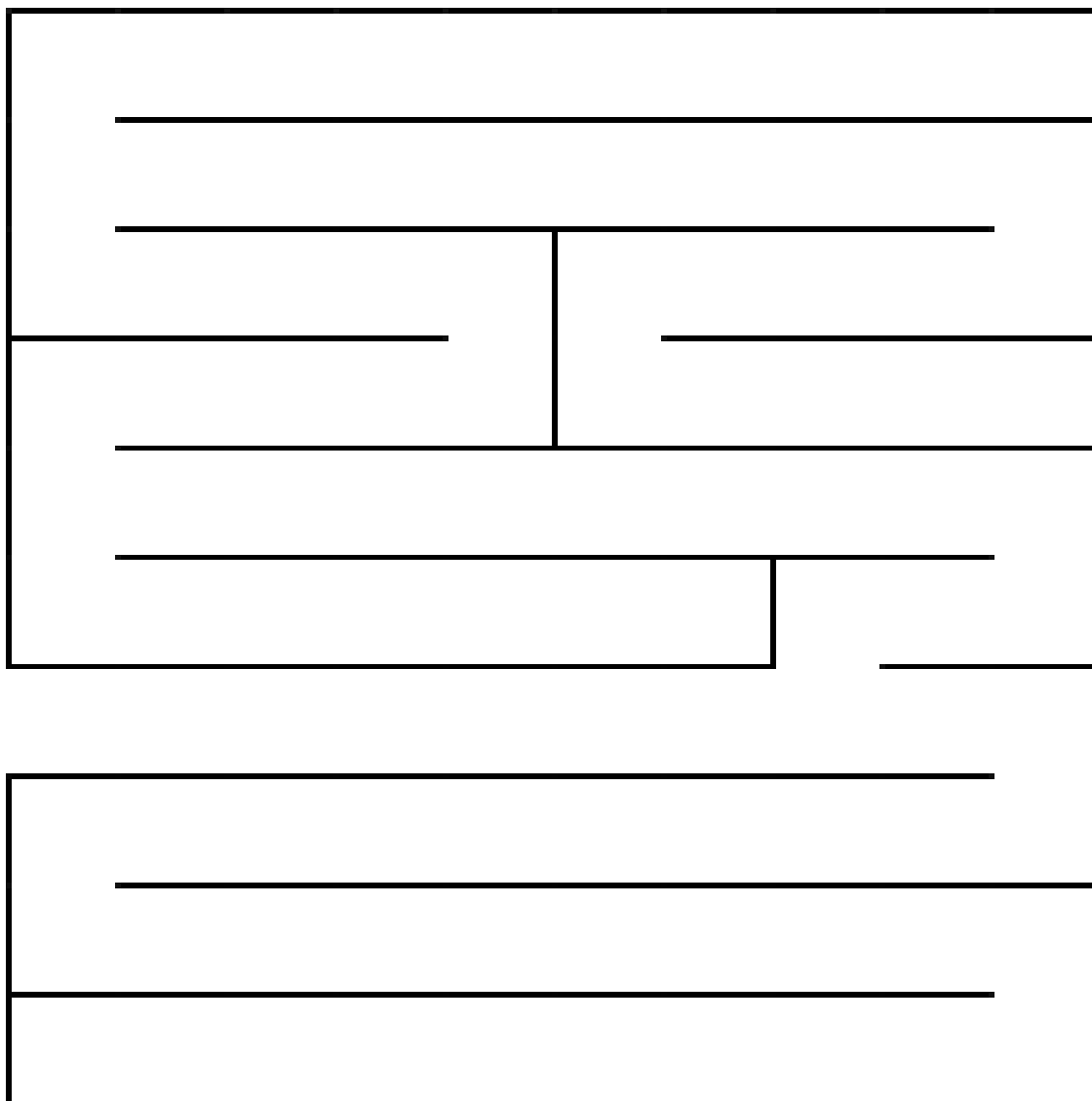
Name _____

Wreaths Across America Lesson Plan

Teacher:	Date:
Grade: Kindergarten	Lesson: Live with Purpose-Concern for the Future

Name _____

Find a Solution to a Problem Maze




ENTER

EXIT

Wreaths Across America Lesson Plan

Teacher:	Date:
Grade: Kindergarten	Lesson: Live with Purpose-Concern for the Future

Name _____



Talk and Work It Out

Talk about the problem.

Listen to understand.

Think of ways to solve it.

Choose the best plan.