


5th & 6th Grades Lesson Plan
Live with Purpose
Ambitions and Aspirations



Wreaths Across America

Lesson Plan

Teacher:	Date:
Grade: 5	Lesson: Live with Purpose-Ambitions & Aspirations

<p>OBJECTIVES: CCSS.ELA-LITERACY.RI.5.3 Explain the relationships or interactions between two or more individuals, events, ideas, or concepts in a historical, scientific, or technical text based on specific information in the text.</p> <p>CCSS.ELA-LITERACY.RI.6.1 Cite textual evidence to support analysis of what the text says explicitly as well as inferences drawn from the text.</p>	<p>STRATEGIES:</p> <ul style="list-style-type: none"> <input type="checkbox"/> Construct a Dinosaur <input type="checkbox"/> Writing <input type="checkbox"/> Write/Pair/Share <input type="checkbox"/> Collaboration <input type="checkbox"/> Comprehension Questions <input type="checkbox"/> Small Groups <input type="checkbox"/> Large Group
MATERIALS:	Computer/laptop; internet (with access to YouTube); Smart Board; copies of Write/Pair/Share; copies of the 5 W's of <i>The Dinosaurs of Waterhouse Hawkins</i> ; copies of the Comprehension Questions; copies of the Sedgwick Museum Dinosaur Bones Activity; copies of <i>The Dinosaurs of Waterhouse Hawkins</i> Word Search Puzzle
Engage: Hook the students	Read the definitions for ambitions and aspirations aloud. <u>Ambition</u> is defined as the desire to accomplish something. That desire is usually accompanied by the drive and determination required to achieve that goal. <u>Aspirations</u> are dreams, hopes, or ambitions to achieve a life goal. Hand out Write/Pair/Share Activity- Pair the students with a partner. Explain the W/P/S directions. The students will think of their answer, get with their partner, and share their answer.
Explore: Students make sense of a concept through observations.	Play the YouTube Read Aloud, <i>The Dinosaurs of Waterhouse Hawkins</i> , Author-Barbara Kerley, Illustrator-Brian Zelznick. https://youtu.be/7ktYqa8huJE?si=5xp8YV8SWMk-yx1x Hand out the 5 W's of <i>The Dinosaurs of Waterhouse Hawkins</i> . Allow students time to complete the assignment. Hand out the Comprehension Questions. Allow students time to complete the assignment. Assign students to groups of 2-3, handout the Sedgwick Museum dinosaur bone activity. Allow students time to complete the activity. Play the YouTube Video CP Dinosaurs with Gyles Brandreth on the BBC OneShow, January 2016 https://youtu.be/Qg00igyS6Cg?si=T1lidZoFNKzpRltM Hand out copies of <i>The Dinosaurs of Waterhouse Hawkins</i> Word Search Puzzle. Allow students time to complete the activity.
Explain: Teacher introduces formal vocabulary and language to students.	ambitions biography proportions molds attire Iguanodon aspirations workshop erected basked regal Megalosaurus paleontologist tidied foundation eminent Crystal Palace sculptor
Elaborate: Students apply what they have learned.	Students will explain the relationships or interactions between two or more individuals, events, ideas, or concepts in a historical, scientific, or technical text based on specific information in the text. Students will cite textual evidence to support analysis of what the text says explicitly as well as inferences drawn from the text.
Evaluate: assessment.	Teachers will select which activities to use as formal/informal assessments.
Enrichment/Service-Learning Project	Warm Feet for Warriors Provide comfort for brave soles. Believe it or not, one of the items that is most requested from Service Members and Veterans is socks! Just think how nice a brand-new pair of socks feel when you slip your feet in...Soldiers' Angels wants to help keep our Service Members and Veterans' toes feeling toasty, and you can help! Donate socks individually or start a sock collection drive & send us new socks in all colors and sizes in their original packaging. Print project completion certificates here .

Wreaths Across America

Lesson Plan

Teacher:	Date:
Grade: 5	Lesson: Live with Purpose-Ambitions & Aspirations

Name _____

Write-Pair-Share

You will have **5 minutes** to answer the questions below keeping the definitions for ambitions and aspirations in mind. Why is it important to set goals for the things you would like to achieve in life? What goals have you set for yourself? What steps will you have to take to achieve those goals? What will you do if you do not succeed at first? At the end of 5 minutes, you will be paired with a partner, you will read your answer to your partner and they will read their response to you. Write on the back if necessary.

---cut here-----cut here-----cut here---

Name _____

Write-Pair-Share

You will have **5 minutes** to answer the questions below keeping the definitions for ambitions and aspirations in mind. Why is it important to set goals for the things you would like to achieve in life? What goals have you set for yourself? What steps will you have to take to achieve those goals? What will you do if you do not succeed at first? At the end of 5 minutes, you will be paired with a partner, you will read your answer to your partner and they will read their response to you. Write on the back if necessary.

**Wreaths Across America
Lesson Plan**

Teacher:	Date:
Grade: 5	Lesson: Live with Purpose-Ambitions & Aspirations

Name _____



The 5 W's of The Dinosaurs of Waterhouse Hawkins



WHO WAS WATERHOUSE HAWKINS?

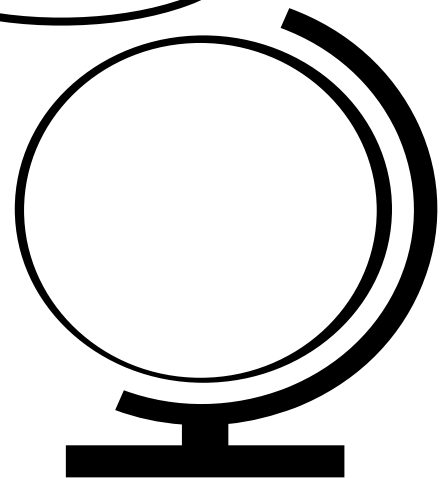
WHAT WERE HIS AMBITIONS AND ASPIRATIONS?

IMPORTANT DATES

--

← WHEN?

→ WHERE?



WHY IS HE IMPORTANT?

HIS SUCCESSES:

HIS FAILURES:

WHAT CAN WE LEARN FROM WATERHOUSE HAWKINS?

Wreaths Across America

Lesson Plan

Teacher:	Date:
Grade: 5	Lesson: Live with Purpose-Ambitions & Aspirations

Name _____

Comprehension Questions

1. Who is the main character in the book?
2. What is the time period and setting of the first part of the book?
3. Why is Waterhouse in such a hurry to get to his workshop when the book begins?
4. Like many artists, Waterhouse grew up sketching the world around him, his passion was sketching animals. What did Waterhouse love more than sketching the animals?
5. What was the project Waterhouse was working on?
6. Why was it difficult to get an accurate design for the dinosaurs?
7. Who worked with Waterhouse to design the dinosaurs for the Crystal Palace? Why was he important to the work?
8. What steps did Waterhouse follow to build the dinosaurs?

Wreaths Across America Lesson Plan

Teacher:	Date:
Grade: 5	Lesson: Live with Purpose-Ambitions & Aspirations

9. Waterhouse had the approval of Queen Victoria; he also wanted the approval of what group of people?

10. What plan did Waterhouse put into play to get their approval?


11. How many people attended the opening of the Crystal Palace?

12. Why did Waterhouse travel to the United States in 1868?

13. Where was the model in question # 12 displayed?

14. Waterhouse also worked on dinosaur models for a museum in New York City's Central Park. Why didn't that display ever come to be?

15. Where are those dinosaur models today?



Wreaths Across America

Lesson Plan

Teacher:	Date:
Grade: 5	Lesson: Live with Purpose-Ambitions & Aspirations

ANSWER KEY

Name _____

Comprehension Questions

1. Who is the main character in the book? *Benjamin Waterhouse Hawkins is the main character in the book.*
2. What is the time period and setting of the first part of the book? *The setting of the first part of the book is London, England in 1853.*
3. Why is Waterhouse in such a hurry to get to his workshop when the book begins? *Waterhouse is in a hurry to get to his workshop because Queen Victoria and Prince Albert are coming to see the dinosaurs he constructed in his workshop.*
4. Like many artists, Waterhouse grew up sketching the world around him, his passion was sketching animals. What did Waterhouse love more than sketching the animals? *Waterhouse loved sculpting models of the animals more than sketching them.*
5. What was the project Waterhouse was working on? *Waterhouse was working on dinosaur sculptures that were going to be placed in the new art and science museum the Crystal Palace.*
6. Why was it difficult to get an accurate design for the dinosaurs? *Even though dinosaur bones had been discovered in England in the 1800s, they were bits and pieces of dinosaur bones. They had not unearthed a complete skeleton of a dinosaur.*
7. Who did Waterhouse work with to design the dinosaurs for the Crystal Palace? Why was he important to the work? *Waterhouse worked with paleontologist Richard Owen to design the dinosaurs. Owens was a would study all of the fossils, teeth and pieces of bone, compare it to a living animal, and determine what they felt the dinosaur would look like.*
8. What steps did Waterhouse follow to build the dinosaurs?
 1. drawing of the dinosaur
 2. build a small model out of clay
 3. build a life size model out of clay
 4. create a mold of the dinosaur
 5. build an iron skeleton
 6. The finished dinosaur was made of bricks, stones and broken tiles. It was held together with cement. The mold was placed over the inner structure and then it was painted.

Wreaths Across America Lesson Plan

Teacher:	Date:
Grade: 5	Lesson: Live with Purpose-Ambitions & Aspirations

9. Waterhouse had the approval of Queen Victoria; he also wanted the approval of what group of people? **Waterhouse wanted the approval of the most eminent scientists in London.**

10. What plan did Waterhouse put into play to get their approval? **Waterhouse organized a dinner party on New Year's Eve and invited 20 of the most important scientists in London.**

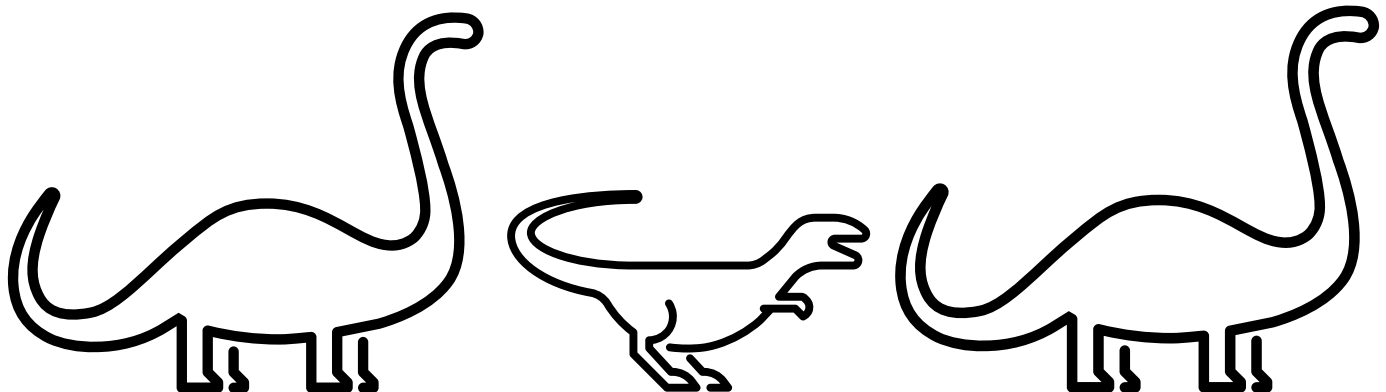
11. How many people attended the opening of the Crystal Palace? **40,000 people attended the opening of the Crystal Palace.**

12. Why did Waterhouse travel to the United States in 1868? **Waterhouse traveled to the United States to complete the first ever model of a complete dinosaur skeleton.**

13. Where was the model in question # 12 displayed? **The first ever model of a complete dinosaur skeleton was displayed at the Philadelphia Academy of Natural Sciences.**

14. Waterhouse also worked on dinosaur models for a museum in New York City's Central Park. Why didn't that display ever come to be? **The dinosaur models Waterhouse Hawkins was building for New York City's Central Park were destroyed by vandals who broke into the warehouse where Waterhouse was working.**

15. Where are those dinosaur models today? **The dinosaur models that were intended for the museum are buried somewhere in New York City's Central Park.**



Wreaths Across America Lesson Plan

Teacher:	Date:
Grade: 5	Lesson: Live with Purpose-Ambitions & Aspirations

Sedgwick Museum Bag of Bones



Teachers tip

Cut out all the bones and laminate them. Cut out the laminated bones for a longer lasting 'Bag of Bones'.

Palaeontologists (scientists who study fossils) are lucky if they find a complete skeleton with all the bones in the right place. They are more likely to find only a few bones or a very jumbled up skeleton. It is hard enough to put a skeleton back together when you know what the animal looked like, imagine how hard it is when you don't know what it looked like! It's a bit like having a jigsaw puzzle (or even several) jumbled up in a box, you have to put the puzzle back together but you don't have the picture on the box for reference.

Nobody has ever seen a dinosaur, our ideas of how these ancient creatures might look is based on the bones we find and how we interpret them. As more fossils come to light, palaeontologists are constantly refining their ideas of what these animals looked like.

Try your hand at being a Palaeontologist

- 1) Give each group a 'Bag of Bones' and ask them to reconstruct the animal that the bones belong to.
- 2) Compare each group's creature (they will all be different!)

3) Some questions to ask the class. There are no right or wrong answers but they are great starting questions to think like a palaeontologist.

Are there any bones missing?

Are all the bones from the same animal?

Which group is right?

Put some flesh on

Ask your groups to draw their creature in the flesh. What details can they add to their drawings that are not preserved in the fossils eg what colour it might be.

Create a data sheet

Things to put on your data sheet. Name, what it ate, height, habitat, markings. Signature of palaeontologist.

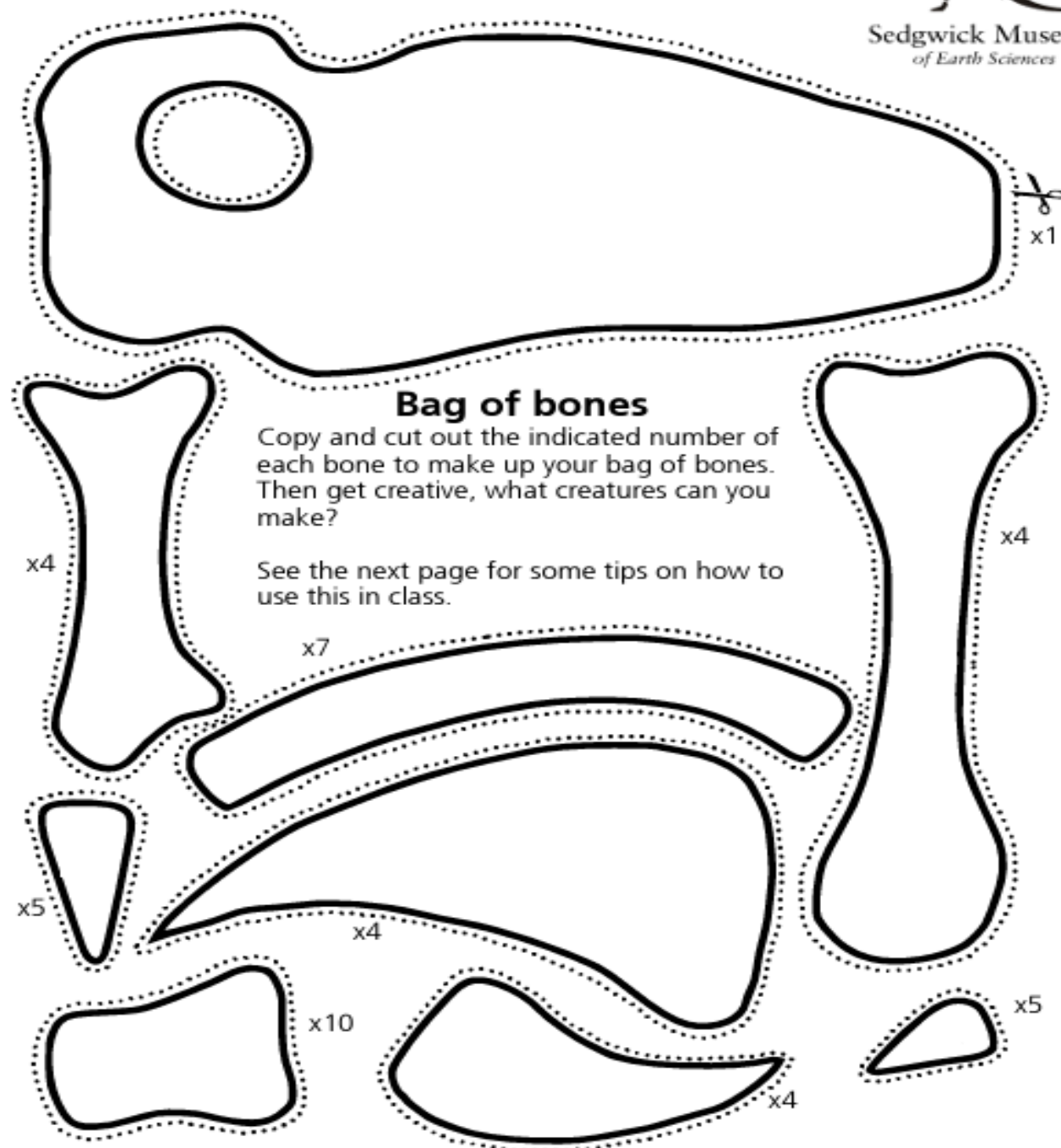


Sedgwick Museum of Earth Sciences, Downing Street, Cambridge
01223 333456 www.sedgwickmuseum.org

Wreaths Across America Lesson Plan

Teacher:	Date:
Grade: 5	Lesson: Live with Purpose-Ambitions & Aspirations

Sedgwick Museum



Wreaths Across America

Lesson Plan

Teacher:	Date:
Grade: 5	Lesson: Live with Purpose-Ambitions & Aspirations

Name _____

The Dinosaurs of Waterhouse Hawkins Word Search Puzzle

P	R	O	P	O	R	T	I	O	N	S	Q	A	A	Z
A	M	B	I	T	I	O	N	S	W	S	X	E	S	D
L	D	I	C	R	C	F	V	T	G	N	S	B	P	I
E	B	G	Y	H	H	N	U	J	M	I	K	I	I	N
O	K	U	O	L	A	P	M	Q	W	R	E	O	R	O
N	W	A	T	E	R	H	O	U	S	E	L	G	A	S
T	T	N	Y	U	D	I	L	O	O	P	E	R	T	A
O	A	O	S	D	O	C	D	T	G	B	T	A	I	U
L	Y	D	U	I	W	O	R	K	S	H	O	P	O	R
O	C	O	V	B	E	R	W	Q	U	Z	N	H	N	S
G	B	N	W	S	N	X	K	T	L	Y	R	Y	S	W
I	Q	C	R	Y	S	T	A	L	P	A	L	A	C	E
S	C	U	L	P	T	O	R	W	S	X	E	D	C	R
T	M	U	S	E	U	M	F	V	T	G	B	Y	H	N
U	J	M	E	G	A	L	O	S	A	U	R	U	S	K

paleontologist	Waterhouse	dinosaurs	mold
biography	sculptor	iguanodon	proportions
workshop	Richard Owens	Megalosaurus	Crystal Palace
ambitions	aspirations	museum	skeleton

Wreaths Across America

Lesson Plan

Teacher:	Date:
Grade: 5	Lesson: Live with Purpose-Ambitions & Aspirations

ANSWER KEY

Name _____

The Dinosaurs of Waterhouse Hawkins Word Search Puzzle

P	R	O	P	O	R	T	I	O	N	S	Q	A	A	Z
A	M	B	I	T	I	O	N	S	W	S	X	E	S	D
L	D	I	C	R	C	F	V	T	G	N	S	B	P	I
E	B	G	Y	H	H	N	U	J	M	I	K	I	I	N
O	K	U	O	L	A	P	M	Q	W	R	E	O	R	O
N	W	A	T	E	R	H	O	U	S	E	L	G	A	S
T	T	N	Y	U	D	I	L	O	O	P	E	R	T	A
O	A	O	S	D	O	C	D	T	G	B	T	A	I	U
L	Y	D	U	I	W	O	R	K	S	H	O	P	O	R
O	C	O	V	B	E	R	W	Q	U	Z	N	H	N	S
G	B	N	W	S	N	X	K	T	L	Y	R	Y	S	W
I	Q	C	R	Y	S	T	A	L	P	A	L	A	C	E
S	C	U	L	P	T	O	R	W	S	X	E	D	C	R
T	M	U	S	E	U	M	F	V	T	G	B	Y	H	N
U	J	M	E	G	A	L	O	S	A	U	R	U	S	K

paleontologist	Waterhouse	dinosaurs	mold
biography	sculptor	iguanodon	proportions
workshop	Richard Owens	Megalosaurus	Crystal Palace
ambitions	aspirations	museum	skeleton