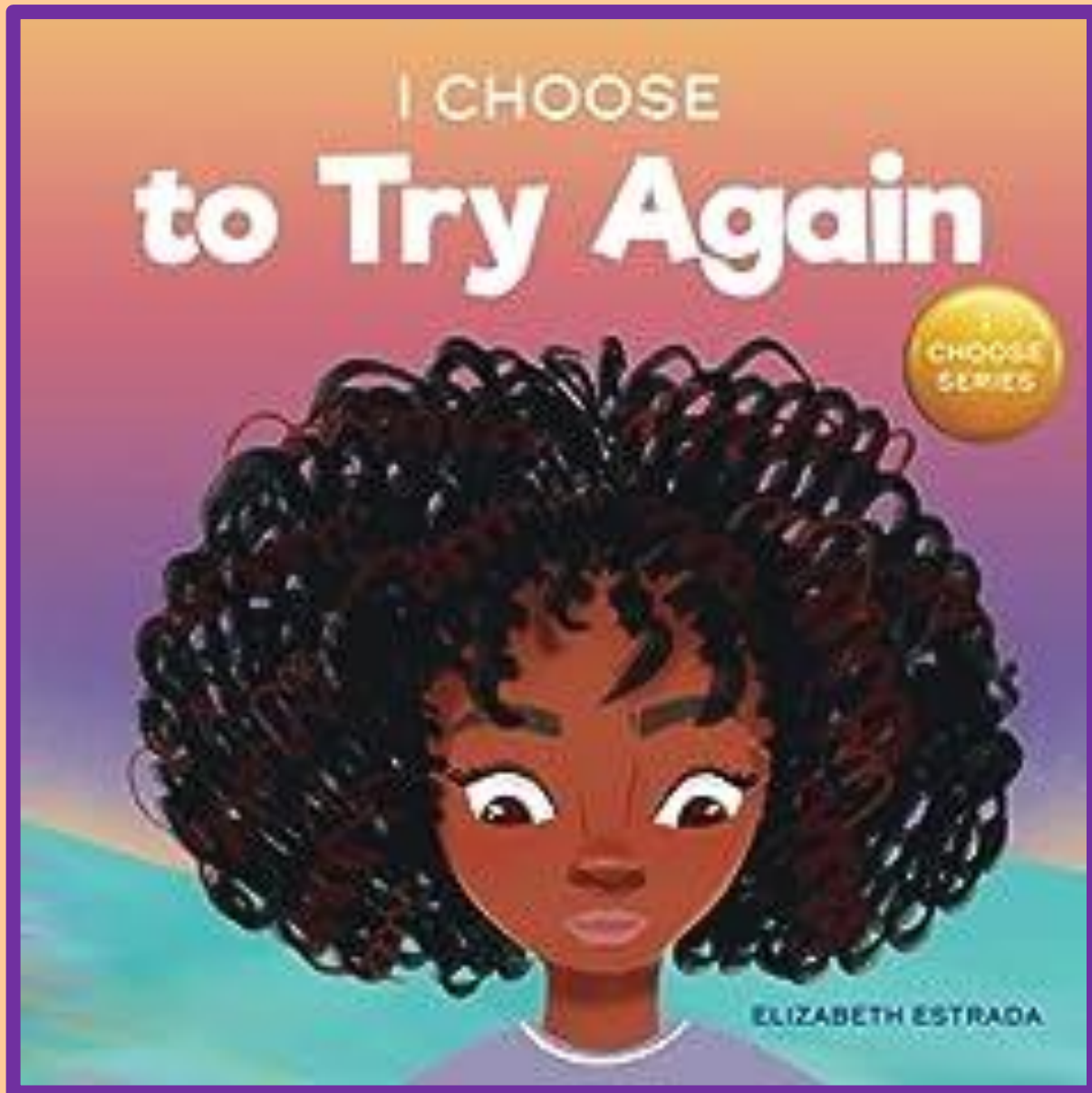


1st & 2nd Grades Lesson Plan
Live with Purpose
Ambitions & Aspirations



Wreaths Across America

Lesson Plan

Teacher:	Date:
Grades: 1 st & 2 nd	Lesson: Live with Purpose-Ambitions and Aspirations

<p>OBJECTIVES: CCSSELA RL. 1.1: Ask and answer questions about key details in a text.</p> <p>CCSSELA RL2.1: Ask and answer such questions as who, what, where, when, why, and how to demonstrate understanding of key details in a text.</p> <p>CCSSELA RL2.3: Describe how characters in a story respond to major events and challenges.</p>	<p>STRATEGIES:</p> <ul style="list-style-type: none"> <input type="checkbox"/> Drawing/Coloring <input type="checkbox"/> Writing <input type="checkbox"/> Think/Pair/Share <input type="checkbox"/> Discussion Questions <input type="checkbox"/> Small Groups <input type="checkbox"/> Large Group
MATERIALS:	Computer/laptop; internet (with access to YouTube); Smart Board; copies of Comprehension Questions <i>I Choose to Try Again</i> ; Retell the Story, <i>I Choose to Try Again</i> ; copies of Story Elements Graphic Organizer <i>I Choose to Try Again</i> ; copies of How Does Kiara’s Character Change; copies of Reaching My Goals Maze
Engage: Hook the students	<p>Explain: <u>Ambition</u> is defined as the desire to accomplish something. That desire is usually accompanied by the drive and determination required to achieve that goal. <u>Aspirations</u> are dreams, hopes, or ambitions to achieve a life goal.</p> <p>Think/Pair/Share Activity- Pair the students with a partner. Explain the T/P/S directions. The students will think of their answer, get with their partner, and share their answer. T/P/S Question: Why is it important to set goals for the things you would like to achieve in life? What goals have you set for yourself? What steps will you have to take to achieve those goals? What will you do if you do not succeed at first?</p>
Explore: Students make sense of a concept through observations.	<p>Play the YouTube Read Aloud, <i>I Choose to Try Again</i>, Author/Illustrator- Elizabeth Estrada. https://youtu.be/RET67iTYCj</p> <p>Hand out Comprehension Questions <i>I Choose to Try Again</i> or Read the questions aloud. Allow the students time to complete the assignment.</p> <p>Hand out Retell the Story, <i>I Choose to Try Again</i>. Allow the students time to complete the assignment.</p> <p>Hand out Story Elements Graphic Organizer <i>I Choose to Try Again</i>. Allow the students time to complete the assignment.</p> <p>Hand out How Does Kiara’s Character Change? Allow the students time to complete the assignment.</p> <p>Hand out copies of Reaching My Goals Maze Activity. Allow students time to complete the assignment.</p>
Explain: Teacher introduces formal vocabulary and language to students.	ambition confident aspiration achieve goals
Elaborate: Students apply what they have learned.	1.1 Ask and answer questions about key details in a text. 2.1 Ask and answer such questions as who, what, where, when, why, and how to demonstrate understanding of key details in a text. 2.3 Describe how characters in a story respond to major events and challenges.
Evaluate: assessment.	Teachers will select which activities to use as formal/informal assessments.
Enrichment/Service-Learning Project	<p>Warm Feet for Warriors Provide comfort for brave soles. Believe it or not, one of the items that is most requested from Service Members and Veterans is socks! Just think how nice a brand-new pair of socks feel when you slip your feet in...Soldiers’ Angels wants to help keep our Service Members and Veterans’ toes feeling toasty, and you can help! Donate socks individually or start a sock collection drive & send us new socks in all colors and sizes in their original packaging.</p> <p>Print project completion certificates here</p>

Wreaths Across America
Lesson Plan

Teacher:	Date:
Grades: 1 st & 2 nd	Lesson: Live with Purpose-Ambitions and Aspirations

Name _____

Comprehension Questions / *Choose to Try Again*

1. What important things does the reader learn about Kiara at the beginning of the book?

2. Who do you think is laughing at Kiara?

3. What does Whitney tell Kiara about trying new things?

4. What advice does Whitney give Kiara? Finish this sentence, “If at first you don’t succeed, _____, _____, _____.”

5. Whitney also tells Kiara to always start something new by saying what two words?

6. If people tell you that you will “fail”, what must you do to “prevail”?

7. What does it mean to be confident?

8. What did Kiara decide to do when she got a “C” in English?

9. When Kiara did not make the basketball team, what did she decide to do?

10. What lesson can we learn from Whitney and Kiara?

Wreaths Across America

Lesson Plan

Teacher:	Date:
Grades: 1 st & 2 nd	Lesson: Live with Purpose-Ambitions and Aspirations

ANSWER KEY

Name _____

Comprehension Questions / Choose to Try Again

1. What important things does the reader learn about Kiara at the beginning of the book? **Kiara likes to play the piano and play basketball. But when anything gets hard, or she takes a fall, Kiara quits trying because all she hears is laughter.**
2. Who do you think is laughing at Kiara? **Answers will vary.**
3. What does Whitney tell Kiara about trying new things? **Whitney tells Kiara that everything is difficult when you first start out, but that if you continue to try, it will get easier. Whitney also tells Kiara you strengthen your brain muscle by continuing to try and eventually you will solve the puzzle.**
4. What advice does Whitney give Kiara? Finish this sentence, “If at first you don’t succeed, **try, try again.**”
5. Whitney also tells Kiara to always start something new by saying what two words? **I CAN!**
6. If people tell you that you will “fail”, what must you do to “prevail”? **You must choose to try again.**
7. What does it mean to be confident? **Confident means feeling sure of yourself and your ability.**
8. What did Kiara decide to do when she got a “C” in English? **Kiara decided she would study harder.**
9. When Kiara did not make the basketball team, what did she decide to do? **Kiara decided she would practice harder and try again until she achieved her dream.**
10. What lesson can we learn from Whitney and Kiara? **Answers will vary but should include not giving up on a dream just because you may fail at first.**

Wreaths Across America Lesson Plan

Teacher:	Date:
Grades: 1 st & 2 nd	Lesson: Live with Purpose-Ambitions and Aspirations

Name _____

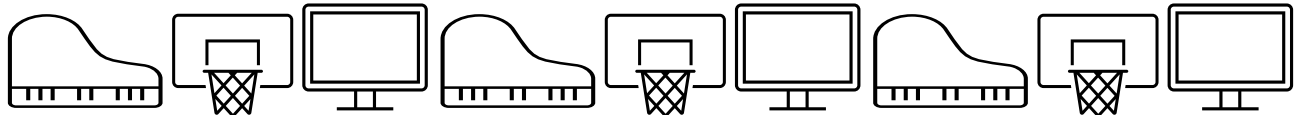
Retell the Story, *I Choose to Try Again* Through Pictures

Directions: Draw pictures in the spaces below for each part of the book, *I Choose to Try Again*.

Beginning

Middle

End



**Wreaths Across America
Lesson Plan**

Teacher:	Date:
Grades: 1 st & 2 nd	Lesson: Live with Purpose-Ambitions and Aspirations

Name _____

Story Elements Graphic Organizer *I Choose to Try Again*

Main Character



Setting



Problem



Solution



**Wreaths Across America
Lesson Plan**

Teacher:	Date:
Grades: 1 st & 2 nd	Lesson: Live with Purpose-Ambitions and Aspirations

Name _____

How Does Kiara's Character Change? Cite text evidence.

BEGINNING

MIDDLE

END

What would you have done if you were Kiara? _____


Wreaths Across America Lesson Plan

Teacher:	Date:
Grades: 1 st & 2 nd	Lesson: Live with Purpose-Ambitions and Aspirations

Name _____

Reaching My Goals Maze

Reaching your goals can take many twists and turns. The key is to not give up!!



Wreaths Across America Lesson Plan

Teacher:	Date:
Grades: 1 st & 2 nd	Lesson: Live with Purpose-Ambitions and Aspirations

ANSWER KEY

Name _____

Reaching My Goals Maze

Reaching your goals can take many twists and turns. The key is not to give up!!
GOALS!!

**ENTER
HERE**

The maze is a rectangular grid with a complex pattern of black lines forming walls. A path of green squares starts at the top-left area, marked "ENTER HERE". The path winds through the maze, generally moving from left to right and then down towards the bottom-right area. The path ends at a cluster of green squares in the bottom-right corner, marked "GOALS!!".

GOALS!!