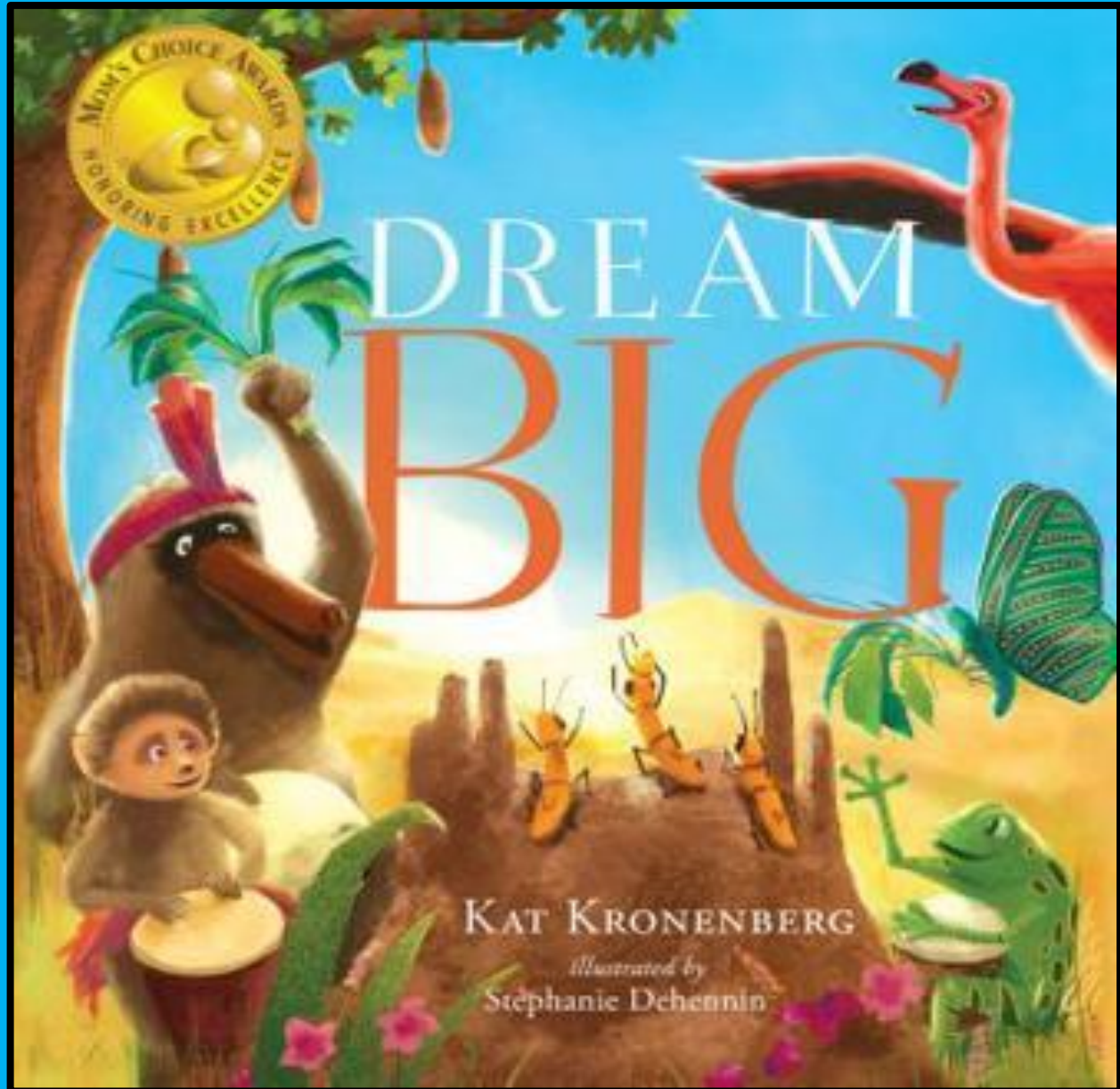


Kindergarten Lesson Plan  
Live with Purpose  
Ambitions and Aspirations



# Wreaths Across America

## Lesson Plan

Teacher:	Date:
Grade:	Lesson: Live with Purpose-Ambitions and Aspirations

<p><b>OBJECTIVES:</b> CCSS.ELA-LITERACY.SL.K.2 Confirm understanding of a text read aloud or information presented orally or through other media by asking and answering questions about key details and requesting clarification if something is not understood.</p>	<p><b>STRATEGIES:</b></p> <ul style="list-style-type: none"> <li><input type="checkbox"/> Drawing/Coloring</li> <li><input type="checkbox"/> Writing</li> <li><input type="checkbox"/> Think/Pair/Share</li> <li><input type="checkbox"/> Collaboration</li> <li><input type="checkbox"/> Discussion Questions</li> <li><input type="checkbox"/> Small Groups</li> <li><input type="checkbox"/> Large Group</li> </ul>
<b>MATERIALS:</b>	Computer/laptop; internet (with access to YouTube); Smart Board; copy of Oral Comprehension Questions <i>Dream Big</i> ; copies of Writing Practice <i>Dream Big</i> ; copies of What are Your Ambitions & Aspirations; copies of <i>Dream Big</i> Matching Activity; Lifecycle of the Butterfly Activity
<b>Engage:</b> Hook the students	<p><b>Explain:</b> <u>Ambition</u> is the desire to accomplish something. <u>Aspiration</u> is the strong desire to achieve a goal.</p> <p>Think/Pair/Share Activity- Pair the students with a partner. Explain the T/P/S directions. The students will think of their answer, get with their partner, and share their answer.</p> <p>T/P/S Question: What is a goal?(not in sports) What does it mean to Dream Big? What big goals or dreams do you have?</p> <p>Ask for volunteers to share their goals and dreams with the rest of the class.</p>
<b>Explore:</b> Students make sense of a concept through observations.	<p>Play the YouTube Read Aloud, <i>Dream Big</i>, Author-Kat Kronenberg, Illustrator-Stephanie Dehennen. <a href="https://youtu.be/OVVItAxURKU">https://youtu.be/OVVItAxURKU</a></p> <p>Read the Oral Comprehension Questions <i>Dream Big</i>. Allow students time to answer the questions aloud.</p> <p>Hand out Writing Practice <i>Dream Big</i>. Allow students time to complete the assignment.</p> <p>Hand out What are Your Ambitions &amp; Aspirations. This could be done orally or have the students write their answers.</p> <p>Hand out the <i>Dream Big</i> Matching Activity. Allow students time to complete the assignment.</p> <p>Hand out the Lifecycle of the Butterfly Activity. Allow students time to complete the assignment.</p>
<b>Explain:</b> Teacher introduces formal vocabulary and language to students.	ambition savannah wish cocoon frog termite aspiration Africa stars butterfly flamingo goals baboon caterpillar tadpole pink
<b>Elaborate:</b> Students apply what they have learned.	Students will confirm understanding of a text read aloud or information presented orally or through other media by asking and answering questions about key details and requesting clarification if something is not understood.
<b>Evaluate:</b> assessment.	Teachers will select which activities to use as formal/informal assessments.
<b>Enrichment/Service-Learning Project</b>	<p><a href="#">Warm Feet for Warriors</a> Provide comfort for brave soles. Believe it or not, one of the items that is most requested from Service Members and Veterans is socks! Just think how nice a brand-new pair of socks feel when you slip your feet in...Soldiers' Angels wants to help keep our Service Members and Veterans' toes feeling toasty, and you can help! Donate socks individually or start a sock collection drive &amp; send us <b>new</b> socks in all colors and sizes in their original packaging.</p> <p>Print project completion certificates <a href="#">here</a>.</p>

# Wreaths Across America

## Lesson Plan

Teacher:	Date:
Grade:	Lesson: Live with Purpose-Ambitions and Aspirations

### Oral Comprehension Questions *Dream Big*

1. What is the setting of the *Big Dream*? **The setting of the *Big Dream* is the savannahs of east Africa.**
2. What was the dream of the Caterpillar? **The Caterpillar's dream was that he would be able to fly like a bird.**
3. Baboon overhears Caterpillar's dream to fly like a bird, Baboon tells Caterpillar he will never fly like a bird. What reason does Baboon give Caterpillar for why he will never fly? **Baboon tells Caterpillar he will never fly because he has too many feet clinging to the tree.**
4. What does Caterpillar do after Baboon tells him he will never fly? **Caterpillar cries, then he spins a cocoon.**
5. Why did Caterpillar's dream to fly come true? **Caterpillar's dream came true because she believed in herself and her dream.**
6. When Tadpole makes a wish upon his twinkling star, what does he wish for? **Tadpole wishes he could dance and sing to the cool beat of Baboon's drum.**
7. What does Baboon tell Tadpole? **Baboon tells Tadpole he has no feet to follow the beat of his drum.**
8. Tadpole sinks to the bottom of the water in despair, when he comes back to the top, why is he so happy? **Tadpole is happy because he has grown feet and he can dance and sing to Baboon's cool beat.**
9. Baboon thought he might want to wish on a twinkling star, why didn't he make his wish? **Baboon did not make his wish because he saw Flamingo making her wish.**
10. What did Flamingo wish for? **Flamingo wished for beauty.**
11. What did moody Baboon tell Flamingo? **Moody Baboon told Flamingo she was too ordinary.**
12. When Flamingo turned a beautiful shade of pink, she flew over Baboon. What did she tell him? **Flamingo told Baboon to never give up on his dreams.**
13. What does Baboon wish for? **Baboon wishes to celebrate everyone's wishes and encourage others to keeping wishing for their dreams.**
14. Who does not come to Baboon's Boom Shake Celebration? Why not? **Termite did not come to the celebration because she made a wish for a home filled with family and friends, and she was too afraid to try.**
15. Why does Termite's wish come true at the end of the story? **Termite's wish came true, because she believed in herself.**

# Wreaths Across America Lesson Plan

Teacher:	Date:
Grade:	Lesson: Live with Purpose-Ambitions and Aspirations

Name \_\_\_\_\_

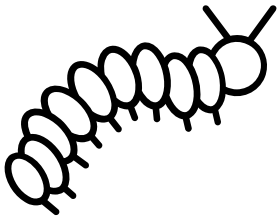
## Writing Practice for *Dream Big*

savannah savannah

Africa Africa


baboon baboon

moody moody



caterpillar

caterpillar




tadpole tadpole



# Wreaths Across America Lesson Plan

Teacher:	Date:
Grade:	Lesson: Live with Purpose-Ambitions and Aspirations



flamingo flamingo


termite termite

Dream Big

Dream Big

Believe in Yourself!

Believe in Yourself!




**Wreaths Across America  
Lesson Plan**

Teacher:	Date:
Grade:	Lesson: Live with Purpose-Ambitions and Aspirations

Name \_\_\_\_\_

**WHAT ARE YOUR AMBITIONS and ASPIRATIONS??**



**1. What is something you would like to do?**

\_\_\_\_\_

**2. Where is a place you would like to go?**

\_\_\_\_\_

**3. Who is someone you would like to meet?**

\_\_\_\_\_

**DREAM BIG**

# Wreaths Across America Lesson Plan

Teacher:	Date:
Grade:	Lesson: Live with Purpose-Ambitions and Aspirations

Name \_\_\_\_\_

## Dream Big Matching Sheet

1. Butterfly

2. Termite

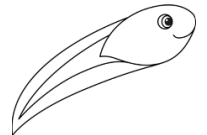
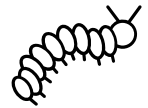

3. Flamingo

4. Baboon

5. Caterpillar

6. Tadpole

7. Frog



# Wreaths Across America Lesson Plan

Teacher:	Date:
Grade:	Lesson: Live with Purpose-Ambitions and Aspirations

Name \_\_\_\_\_

## Answer Key

## Dream Big Matching Sheet

1. Butterfly

2. Termite


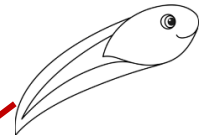
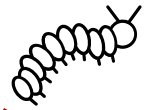

3. Flamingo

4. Baboon

5. Caterpillar

6. Tadpole

7. Frog





**Wreaths Across America  
Lesson Plan**

Teacher:	Date:
Grade:	Lesson: Live with Purpose-Ambitions and Aspirations

Name \_\_\_\_\_

# Life Cycle of the Butterfly

