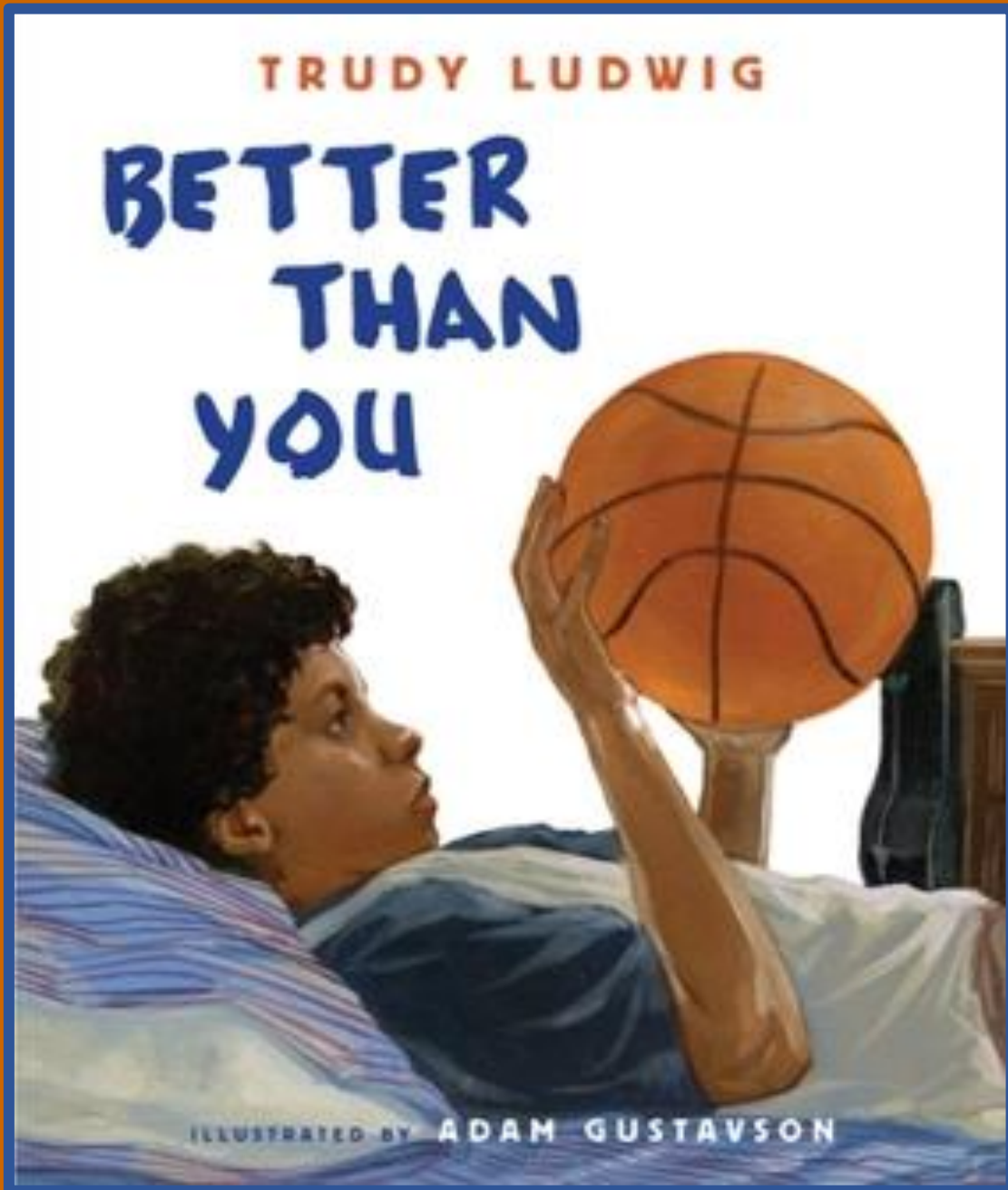


3rd & 4th Grades Lesson Plan
Live with Purpose
Humility, Selflessness and Modesty



Wreaths Across America

Lesson Plan

Teacher:	Date:
Grades: 3 rd & 4 th	Lesson: Live with Purpose-Humility, Selflessness and Modesty

<p>OBJECTIVES: CCSS.ELA-LITERACY.RL.3.1 Ask and answer questions to demonstrate understanding of a text, referring explicitly to the text as the basis for the answers. CCSS.ELA-LITERACY.RL.3.2 Recount stories, including fables, folktales, and myths from diverse cultures; determine the central message, lesson, or moral and explain how it is conveyed through key details in the text. CCSS.ELA-LITERACY.RL.4.2 Refer to details and examples in a text when explaining what the text says explicitly and when drawing inferences from the text.</p>	<p>STRATEGIES:</p> <ul style="list-style-type: none"> <input type="checkbox"/> Writing <input type="checkbox"/> Write/Pair/Share <input type="checkbox"/> Collaboration <input type="checkbox"/> Discussion Questions <input type="checkbox"/> Small Groups <input type="checkbox"/> Large Group 									
MATERIALS:	Computer/laptop; internet (with access to YouTube); Smart Board; copies of Write/Pair/Share Activity; copies of Comprehension Questions <i>Better Than You</i> ; copies of Top Hat Graphic Organizer-Character Differences & Similarities; copies of <i>Better Than You</i> Wordsearch Puzzle									
Engage: Hook the students	<p>Explain: The words humility and selflessness mean thinking of others before yourself. A humble person doesn't think less of himself; he simply thinks of himself less and puts others first. Modesty is the quality of not being too proud or confident about yourself or your abilities. How do these look in daily life? A humble person can be confident without being big-headed or conceited and can respect others while maintaining their self-respect. A modest person is grateful for the talents they have and do not brag.</p> <p>Hand out the Write/Pair/Share Activity. Explain that students will have 8 minutes to answer the questions. At the end of 8 minutes, students will be paired with a partner, you will read your answers to your partner and they will read their responses to you.</p>									
Explore: Students make sense of a concept through observations.	<p>Play the YouTube Read Aloud, <i>Better Than You</i>, Author-Trudy Ludwig, Illustrator-Adam Gustavson. https://youtu.be/bf09kn8OnDE?si=jJUwcmUmibbVT83R</p> <p>Hand out Comprehension Questions <i>Better Than You</i>. Allow students time to complete the assignment.</p> <p>Hand out Top Hat Graphic Organizer-Character Differences & Similarities. Allow students time to complete the assignment.</p> <p>Hand out copies of the <i>Better Than You</i> Wordsearch Puzzle. Allow students time to complete the assignment.</p>									
Explain: Teacher introduces formal vocabulary and language to students.	<table style="width: 100%; border: none;"> <tr> <td style="padding-right: 20px;">humility</td> <td style="padding-right: 20px;">humble</td> <td>overconfident</td> </tr> <tr> <td>selflessness</td> <td>conceited</td> <td>selfish</td> </tr> <tr> <td>modesty</td> <td>bigheaded</td> <td></td> </tr> </table>	humility	humble	overconfident	selflessness	conceited	selfish	modesty	bigheaded	
humility	humble	overconfident								
selflessness	conceited	selfish								
modesty	bigheaded									
Elaborate: Students apply what they have learned.	<p>Students will ask and answer questions to demonstrate understanding of a text, referring explicitly to the text as the basis for the answers and recount the story to determine the central message, lesson, or moral and explain how it is conveyed through key details in the text.</p> <p>Students will refer to details and examples in a text when explaining what the text says explicitly and when drawing inferences from the text.</p>									
Evaluate: assessment.	Teachers will select which activities to use as formal/informal assessments.									
Enrichment/Service-Learning Project	<p>Draw pictures or make cards for servicemen and women overseas or veterans at a local VA Hospital or VA Home. Operation Gratitude sends over 250,000 packages to Servicemen and Women, and First Responders annually, the link above provides guidelines for participation in their program. Print project completion certificates here.</p>									

Wreaths Across America

Lesson Plan

Teacher:	Date:
Grades: 3 rd & 4 th	Lesson: Live with Purpose-Humility, Selflessness and Modesty

Name _____

Write-Pair-Share

Remember, humility and selflessness is the ability to think of others before thinking about yourself. Modesty is the quality of not being too proud or confident about yourself or your abilities. You will have 8 minutes to answer the questions below. At the end of 8 minutes, you will be paired with a partner, you will read your answer to your partner and they will read their response to you. Write on the back if necessary. How do you show humility, selflessness and modesty?

a. **Service to others**-your neighbors, family members, friends. Give an example of a time when you did something kind for someone else, expecting nothing in return. _____

b. **Admit when you are wrong** or make mistakes and accept constructive criticism. Think of a time when you had to admit you were wrong or made a mistake. How did it make you feel?

c. **Be a team player**, receive compliments with modesty. How could you respond to someone who pays you a compliment? _____

d. **Be thankful for talents** you may have that allow you to excel in certain areas. What talents can you share with someone else?

e. **No matter how much you think you know**, there is always someone that knows more. Always be willing to learn something new. What is something you would like to learn more about?

To practice Humility, I will:

- give credit to others
- admit mistakes
- ask for help when I need it
- realize my way is not the only way
- think of myself less often

Remember-Honor-Teach

Wreaths Across America

Lesson Plan

Teacher:	Date:
Grades: 3 rd & 4 th	Lesson: Live with Purpose-Humility, Selflessness and Modesty

Name _____

Comprehension Questions *Better Than You*

1. Why does Tyler think Jake is a jerk?
2. What did Jake do when Tyler showed him that he could finally do a layup?
3. Why did Tyler wish he was any place other than with Jake when he was talking to Sharise about his new Music Launch?
4. What was Tyler's hardest subject in school?
5. How did Tyler feel when he had to take a math test?
6. How would you have felt if you were in Tyler's shoes and someone like Jake was grading your paper?
7. What did Tyler's Uncle Kevin mean when he told him the best way to get over the blues was to play them? Did playing the blues help Tyler feel better? Why or why not?
8. What did Tyler figure out about the way Jake treated all of his "friends" after talking to Uncle Kevin?
9. Why did Uncle Kevin say Jake was a lot like a pufferfish?
10. How is the friendship between Tyler and Niko different from the friendship between Tyler and Jake?
11. What is the central message of *Better Than You*?

Wreaths Across America

Lesson Plan

Teacher:	Date:
Grades: 3 rd & 4 th	Lesson: Live with Purpose-Humility, Selflessness and Modesty

ANSWER KEY

Name _____

Comprehension Questions *Better Than You*

1. Why does Tyler think Jake is a jerk? Tyler thinks his friend Jake is a jerk, because Jake always tries to show Tyler that he is better than him.
2. What did Jake do when Tyler showed him that he could finally do a layup? Jake shot a hook shot and said, I bet you can't do that.
3. Why did Tyler wish he was any place other than with Jake when he was talking to Sharise about his new Music Launch? When Jake started talking about his Tunage 300, he was telling them about all the things his music player could do that Jake's music player could not do.
4. What was Tyler's hardest subject in school? Tyler's hardest subject in school was math.
5. How did Tyler feel when he had to take a math test? Tyler got really nervous when he had to take a math test. His hands got sweaty and he felt like his brains turned to mush.
6. How would you have felt if you were in Tyler's shoes and someone like Jake was grading your paper? Answers will vary.
7. What did Tyler's Uncle Kevin mean when he told him the best way to get over the blues was to play them? Did playing the blues help Tyler feel better? Why or why not? Uncle Kevin was talking about playing the blues on the guitar. Playing the guitar did make Tyler feel better. Answers to the "why or why not" part of the question will vary but may include that it helped him get his mind on something other than Jake and the math test.
8. What did Tyler figure out about the way Jake treated all of his "friends" after talking to Uncle Kevin? Tyler figured out that Jake treated all of his "friends" the same way he treated Tyler. Jake always acted like he was better at everything than anyone else.
9. Why did Uncle Kevin say Jake was a lot like a pufferfish? Uncle Kevin said pufferfish blow themselves up to appear bigger in front of enemies, but when a kid does that, it pushes their friends away.
10. How is the friendship between Tyler and Niko different from the friendship between Tyler and Jake? The friendship between Tyler and Niko is one in which they hope to learn from one another, they compliment one another for things they do well, and they respect each other's strengths and weaknesses.
11. What is the central message of *Better Than You*? The central message is that it is better to be humble than it is to be conceited.

Wreaths Across America Lesson Plan

Teacher:	Date:
Grades: 3 rd & 4 th	Lesson: Live with Purpose-Humility, Selflessness and Modesty

Name _____

Top Hat Graphic Organizer-Character Differences & Similarities

In what ways are Jake and Tyler different? *Support your answer using evidence from the text.*

Differences

Tyler	Jake
1. _____ _____ _____	_____ _____ _____
2. _____ _____ _____	_____ _____ _____
3. _____ _____ _____	_____ _____ _____
4. _____ _____ _____	_____ _____ _____

In what ways are Tyler and Niko similar? *Support your answer using evidence from the text.*


Tyler

Niko

1. _____

2. _____

Similarities



Wreaths Across America Lesson Plan

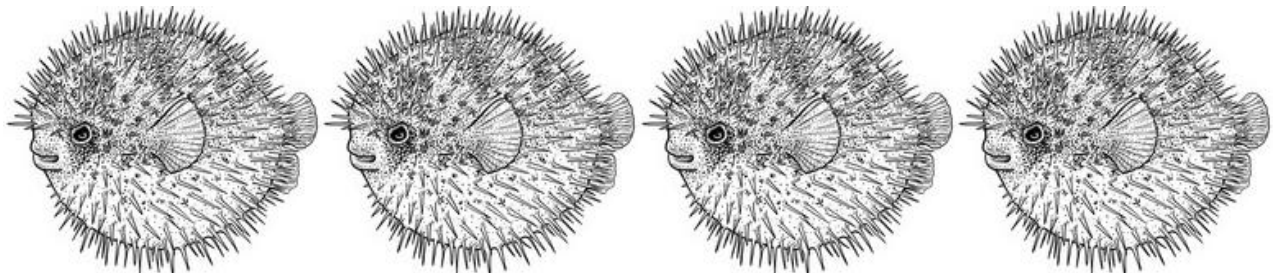
Teacher:	Date:
Grades: 3 rd & 4 th	Lesson: Live with Purpose-Humility, Selflessness and Modesty

Name _____

Better Than You Wordsearch Puzzle

F	Q	W	P	E	R	T	Y	U	M	A	T	H
R	I	H	U	M	B	L	E	O	O	P	Z	X
I	C	V	F	B	N	M	A	S	D	X	E	B
S	E	L	F	L	E	S	S	N	E	S	S	I
B	L	D	E	C	R	F	V	T	S	G	B	G
E	A	Y	R	H	N	G	U	I	T	A	R	H
E	Y	U	F	J	M	O	L	P	Y	Q	A	E
H	U	M	I	L	I	T	Y	W	S	E	R	A
U	P	F	S	W	X	C	V	R	A	U	K	D
T	G	V	H	O	O	P	S	H	O	T	B	E
X	F	V	A	C	O	N	C	E	I	T	E	D

humility	bigheaded	math	humble
selflessness	guitar	conceited	layup
modesty	hoopshot	frisbee	pufferfish



Remember-Honor-Teach

Wreaths Across America Lesson Plan

Teacher:	Date:
Grades: 3 rd & 4 th	Lesson: Live with Purpose-Humility, Selflessness and Modesty

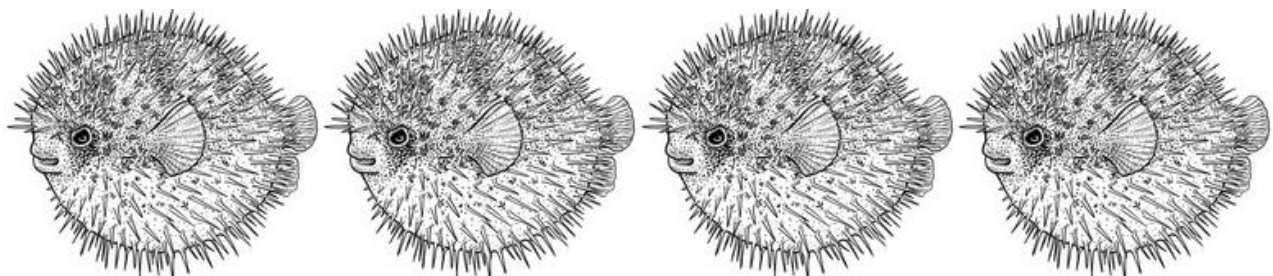
ANSWER KEY

Name _____

Better Than You Wordsearch Puzzle

F	Q	W	P	E	R	T	Y	U	M	A	T	H
R	I	H	U	M	B	L	E	O	O	P	Z	X
I	C	V	F	B	N	M	A	S	D	X	E	B
S	E	L	F	L	E	S	S	N	E	S	S	I
B	L	D	E	C	R	F	V	T	S	G	B	G
E	A	Y	R	H	N	G	U	I	T	A	R	H
E	Y	U	F	J	M	O	L	P	Y	Q	A	E
H	U	M	I	L	I	T	Y	W	S	E	R	A
U	P	F	S	W	X	C	V	R	A	U	K	D
T	G	V	H	O	O	P	S	H	O	T	B	E
X	F	V	A	C	O	N	C	E	I	T	E	D

humility	bigheaded	math	humble
selflessness	guitar	conceited	layup
modesty	hoopshot	frisbee	pufferfish



Remember-Honor-Teach