


1<sup>st</sup> Grade Lesson Plan  
Live with Purpose  
Humility, Selflessness and Modesty



# Wreaths Across America

## Lesson Plan

Teacher:	Date:
Grade: 1 <sup>st</sup>	Lesson: Live with Purpose-Humility, Selflessness and Modesty



<p><b>OBJECTIVES:</b> CCSS.ELA-LITERACY.RL.1.3 Describe characters, settings, and major events in a story, using key details.</p>	<p><b>STRATEGIES:</b></p> <ul style="list-style-type: none"> <li><input type="checkbox"/> Drawing/Coloring</li> <li><input type="checkbox"/> Writing</li> <li><input type="checkbox"/> Think/Pair/Share</li> <li><input type="checkbox"/> Collaboration</li> <li><input type="checkbox"/> Discussion Questions</li> <li><input type="checkbox"/> Small Groups</li> <li><input type="checkbox"/> Large Group</li> </ul>
<b>MATERIALS:</b>	Computer/laptop; internet (with access to YouTube); Smart Board; copies of Graphic Organizer Story Elements <i>A Children's Book About Showing Off</i> ; copy of Let's Talk it Over Discussion Questions; copies of; copies of the Decode the Secret Message Activity; copies of Find Your Way to "Bee" Humble, Selfless and Modest Maze.
<b>Engage:</b> Hook the students	<p><b>Explain:</b> Being humble means not thinking of yourself as being better than other people. A person that is humble is courteous, appreciative, and respectful to other people. Practicing humility and selflessness means we put others before ourselves, that includes listening to the ideas and perspectives of others.</p> <p>Think/Pair/Share Activity- Pair the students with a partner. Explain the T/P/S directions. The students will think of their answer, get with their partner, and share their answer.</p> <p>T/P/S Question: Have you ever been around people who try to make you think they are better than you? How did that make you feel?</p>
<b>Explore:</b> Students make sense of a concept through observations.	<p>Play the YouTube read aloud, <i>A Children's Book About Showing Off</i>, Author/Illustrator-Joy Berry, <a href="https://youtu.be/ly_tDkPQHIs">https://youtu.be/ly_tDkPQHIs</a></p> <p>Hand out Graphic Organizer Story Elements <i>A Children's Book About Showing Off</i>. Allow students to complete the assignment.</p> <p>Read the Let's Talk it Over Discussion Questions. Students can be assigned to groups for this discussion activity.</p> <p>Hand out the Decode the Secret Message Activity. Allow students time to complete the activity.</p> <p>Hand out the Find Your Way to "Bee" Humble, Selfless and Modest Maze. Allow students time to complete the activity.</p>
<b>Explain:</b> Teacher introduces formal vocabulary and language to students.	<p>show-off    humility</p> <p>brag        selflessness</p> <p>humble     modesty</p>
<b>Elaborate:</b> Students apply what they have learned.	Students will describe characters, settings, and major events in a story, using key details.
<b>Evaluate:</b> assessment.	Teachers will select which activities to use as formal/informal assessments.
<b>Enrichment/Service-Learning Project</b>	<p>Draw pictures or make cards for servicemen and women overseas or veterans at a local VA Hospital or VA Home. <a href="#">Operation Gratitude</a> sends over 250,000 packages to Servicemen and Women, and First Responders annually, the link above provides guidelines for participation in their program.</p> <p>Print project completion certificates <a href="#">here</a>.</p>

# Wreaths Across America Lesson Plan

Teacher:	Date:
Grade: 1 <sup>st</sup>	Lesson: Live with Purpose-Humility, Selflessness and Modesty

NAME \_\_\_\_\_

## Story Elements *A Children's Book About Showing Off*

<b>SETTING</b> 	<b>CHARACTERS</b> 	
<b>PROBLEM</b>	<b>SOLUTION</b>	
<b>BEGINNING</b>	<b>MIDDLE</b>	<b>END</b>
<b>WHAT DID I LEARN?</b>		

# Wreaths Across America

## Lesson Plan

Teacher:	Date:
Grade: 1 <sup>st</sup>	Lesson: Live with Purpose-Humility, Selflessness and Modesty

### Let's Talk it Over Oral Discussion Questions for *A Children's Book About Showing Off*

1. What does it mean when someone is showing off? **When people show-off they do things to make you feel like they are better than you are.**
2. What are other words that are synonyms or mean the same thing as showing-off? **Bragging, Boasting, answers will vary.**
3. When you are with someone that is showing off:
  - 🐝 How do you feel? **Answers will vary.**
  - 🐝 What do you think? **Answers will vary.**
  - 🐝 What do you do? **Answers will vary.**
4. Why is it important to treat others the way you want to be treated?  
**Answers will vary.**
5. What are different ways people show-off?
  - 🐝 They **say** they are better than you.
  - 🐝 They **act** like they are better than you.
  - 🐝 They **boss** other people around.
6. What are people who show-off trying to prove?  
**They are trying to prove:**
  - a) they are more important than someone else
  - b) they can do something better than someone else
  - c) they are smarter than someone else
  - d) they have more than someone else
7. Why is it more important to show humility, selflessness and modesty when sharing your achievements? **Answers will vary.**

# Wreaths Across America









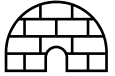










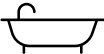

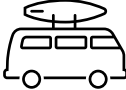

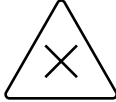


## Lesson Plan




Teacher:	Date:
Grade: 1 <sup>st</sup>	Lesson: Live with Purpose-Humility, Selflessness and Modesty

Name \_\_\_\_\_

### Decode the Secret Message Activity

Decode the secret message using the pictures in the chart below.

A 	B 	C 	D 	E 	F 	G 	H 	I 
J 	K 	L 	M 	N 	O 	P 	Q 	R 
S 	T 	U 	V 	W 	X 	Y 	Z 	



# Wreaths Across America

## Lesson Plan









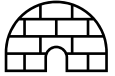
















Teacher:	Date:
Grade: 1 <sup>st</sup>	Lesson: Live with Purpose-Humility, Selflessness and Modesty

### ANSWER KEY




Name \_\_\_\_\_

### Decode the Secret Message Activity

Decode the secret message using the pictures in the chart below.

<b>A</b> 	<b>B</b> 	<b>C</b> 	<b>D</b> 	<b>E</b> 	<b>F</b> 	<b>G</b> 	<b>H</b> 	<b>I</b> 
<b>J</b> 	<b>K</b> 	<b>L</b> 	<b>M</b> 	<b>N</b> 	<b>O</b> 	<b>P</b> 	<b>Q</b> <b>?</b>	<b>R</b> 
<b>S</b> 	<b>T</b> 	<b>U</b> 	<b>V</b> 	<b>W</b> 	<b>X</b> 	<b>Y</b> 	<b>Z</b> 	

**Answer: Be humble, selfless, modest.**



# Wreaths Across America Lesson Plan

Teacher:	Date:
Grade: 1 <sup>st</sup>	Lesson: Live with Purpose-Humility, Selflessness and Modesty




Name \_\_\_\_\_

Find Your Way to "Bee" Humble, Selfless and Modest



ENTER  
HERE →



BE HUMBLE, BE SELFLESS,



BE MODEST




# Wreaths Across America Lesson Plan

Teacher:	Date:
Grade: 1 <sup>st</sup>	Lesson: Live with Purpose-Humility, Selflessness and Modesty



Name \_\_\_\_\_

Find Your Way to "Bee" Humble, Selfless and Modest



ENTER  
HERE →

BE HUMBLE, BE SELFLESS,



BE MODEST

