

Grades 6-8 Lesson Plan

Live with Purpose

Honesty and Integrity



Honesty is a moral compass that guides your actions and decisions. It helps you navigate through life with integrity, even in the face of challenges and temptations.



GRACIOUSQUOTES.COM



Wreaths Across America

Lesson Plan

Teacher:	Date:
Grades: 6 th -8 th	Lesson: Live with Purpose-Honesty and Integrity

<p>OBJECTIVES: CCSS.ELA-LITERACY.W.6.3, 7.3, 8.3- Write narratives to develop real or imagined experiences or events using effective technique, relevant descriptive details, and well-structured event sequences.</p>	<p>STRATEGIES:</p> <ul style="list-style-type: none"> <input type="checkbox"/> Drawing/Coloring <input type="checkbox"/> Writing <input type="checkbox"/> Think/Pair/Share <input type="checkbox"/> Collaboration <input type="checkbox"/> Discussion Questions <input type="checkbox"/> Small Groups <input type="checkbox"/> Large Group
<p>MATERIALS:</p>	<p>Computer/laptop; internet (with access to YouTube); Smart Board; copies of “The Miner and the Prince”; copy of Swapping the Point of View Character Options; copies of Swapping the Point of View Group Creative Writing Assignment; copies of the Let’s Think and Talk About Honesty; copies of the Honesty and Integrity Concrete Poem Activity</p>
<p>Engage: Hook the students</p>	<p>https://www.passiton.com/inspirational-stories-tv-spots/112-purse Think/Pair/Share Activity- Pair the students with a partner. Explain the T/P/S directions. The students will think of their answer, get with their partner, and share their answer. T/P/S Question: What would you have done if you were the young person in the video who found the purse?</p>
<p>Explore: Students make sense of a concept through observations.</p>	<p>Explain: Honesty means being truthful and transparent in one's actions and words, while integrity is adhering to a strong moral code and principles, like telling the truth. Together, they create the foundation for trust and mutual respect in relationships. When people are honest and have integrity, they are dependable and reliable. Read “The Miner and the Prince.” Assign students into groups of 3-4. Have one student from each group draw a character from the hat. Hand out the Swapping the Point of View-Group Creative Writing Assignment. This is a good lesson to model what you would like for students to write, by re-writing the story and reading your version to the students. Allow students time to complete the assignment. Hand out the Let’s Think and Talk About Honesty Activity. Allow students time to complete the assignment. When students have finished the assignment, discuss their answers as a class. Hand out the Honesty and Integrity Concrete Poem Activity. Allow students time to complete the assignment.</p>
<p>Explain: Teacher introduces formal vocabulary and language to students.</p>	<p>honesty integrity good character</p>
<p>Elaborate: Students apply what they have learned.</p>	<p>The student will write narratives to develop real or imagined experiences or events using effective technique, relevant descriptive details, and well-structured event sequences.</p>
<p>Evaluate: assessment.</p>	<p>Teachers will select which activities to use as formal/informal assessments.</p>
<p>Enrichment/Service-Learning Project</p>	<p>May is National Military Appreciation Month! Write a note to Veterans in your community thanking them for their service! The last Monday in May is Memorial Day, help honor the memory of local veterans who have passed away, by placing flags in local cemeteries. Print project completion certificates here.</p>

Wreaths Across America

Lesson Plan

Teacher:	Date:
Grades: 6 th -8 th	Lesson: Live with Purpose-Honesty and Integrity

“The Miner and the Prince”

by Lamia El-Dajani

Ali was a miner who used to live with his family in a small house near the jungle.

One day, Ali had an accident in the mine. His injuries prevented him from working in the mine. Life then became hard for him and his family. After his injuries began to heal, he started going to the jungle to find a way to feed himself and his family.

One day, Ali was in the jungle sitting below a tree, when suddenly he heard the sound of horses running very fast. He saw the Prince riding a horse and behind him a group of soldiers on their horses. They were chasing a deer. As they disappeared and the forest became quiet again, he saw something on the path. He picked up the object and found it was a very fine leather wallet. The Prince’s name was embossed in gold on the front of the wallet. He slowly opened the wallet and saw a large amount of money. Ali remained where he was in the jungle, waiting for the Prince and his soldiers to return so he could give back the wallet. Gradually it grew dark. When the moon rose and there was still no sign of the Prince, Ali decided to return home.

Ali’s wife hurried to meet him, worried that he was coming home so late. He excitedly told her what happened and showed her the wallet. She too became very excited and happily said, “This is a gift from God to us.”

Ali was surprised. He protested, saying, “This money is not for us. It belongs to the Prince. I found it so I must return it.” His wife became furious and replied, “The Prince has a lot of money! We are in sore need. We should keep the money for ourselves.” She added, more softly, “Especially since we did not steal the money. We found it in the jungle.”

Ali decided not to argue with his wife. He put the wallet in the cupboard and sat with his family and listened as they continued to fuss about the event.

The next day, Ali woke up very early in the morning and slipped from the house before the rest of the family woke up. He took special care not to awaken his wife. He took the bus to the city and searched for the palace. When he reached the palace, the guards stopped him at the gate and prevented him from entering. He had no appointment to meet the Prince. They asked him why he wanted to meet the Prince but he refused to tell them the reason. He just said that he needed to meet the Prince immediately about an important matter.

“I must meet with the Prince. I will not leave without seeing him,” he said. They pushed him away, but he insisted on seeing the Prince. As the guards began to shout, suddenly the car of the Prince approached the gate. Ali threw himself on the car and called out to the Prince. The Prince opened the window of the car and asked what he wanted. Ali handed the Prince his wallet.

The Prince, looking very surprised, asked Ali where he found it. Ali told him the story of the previous day in the jungle. The Prince then opened his wallet. One could see that he was astonished to find the money untouched. The Prince asked Ali, “Why didn’t you take the money?”

Ali replied, “I cannot take something that does not belong to me.” A gleam of respect appeared in the Prince’s eye. The Prince took a large amount of money from the wallet, and with a nod of thanks, gave it to Ali.

Wreaths Across America

Lesson Plan

Teacher:	Date:
Grades: 6 th -8 th	Lesson: Live with Purpose-Honesty and Integrity

Name _____

Swapping the Point of View Characters Options

Make one copy. Each group should draw one character for their group from the following:

The Miner's Wife	The Miner's Wife
The Prince	The Prince
The Guards at the Gate	The Guards at the Gate
The Driver of the Prince's Car	The Driver of the Prince's Car
The Prince's Wallet	The Prince's Wallet
The Cupboard	The Cupboard

Wreaths Across America

Lesson Plan

Teacher:	Date:
Grades: 6 th -8 th	Lesson: Live with Purpose-Honesty and Integrity

Name _____

Swapping the Point of View Group Creative Writing

In this story, we see through the eyes of one character. What would change if the same story was written through the eyes of another character? For example, how would the Prince view the loss of his wallet and tell this story? Or the miner's wife? Or the guards at the gate? What if inanimate objects told the story? For example, the wallet or the cupboard. Your group will draw from a hat the Point of View from which your group will rewrite the story of the "Miner and the Prince". How does changing the point of view affect the telling of the story?

Group # _____ Point of View? _____





































Wreaths Across America

Lesson Plan

Teacher:	Date:
Grades: 6 th -8 th	Lesson: Live with Purpose-Honesty and Integrity

Name _____

Page ____ **Swapping the Point of View** Group # _____ Point of View? _____

Wreaths Across America

Lesson Plan

Teacher:	Date:
Grades: 6 th -8 th	Lesson: Live with Purpose-Honesty and Integrity

Name _____

Let's Think and Talk About Honesty

Answer the following questions in the space provided.

1. Write your own definition of honesty.
2. What do we mean when we say a person is honest?
3. Why is it important to be honest?
4. Why is it difficult to be honest sometimes?
5. Should you be honest when what you say will be hurtful to someone? Why or why not?
6. How can you be honest and not hurt someone?
7. How do feel when you have been dishonest with someone?
8. How do you feel when someone has been dishonest with you?
9. What kind of problems does dishonesty cause?

Wreaths Across America

Lesson Plan

Teacher:	Date:
Grades: 6 th -8 th	Lesson: Live with Purpose-Honesty and Integrity

10. List some situations when people might be dishonest.

11. Is dishonesty every justifiable?

12. Why is it important to be a person of good character?

13. How will you make honesty and integrity a part of your daily life?

Wreaths Across America

Lesson Plan

Teacher:	Date:
Grades: 6 th -8 th	Lesson: Live with Purpose-Honesty and Integrity

Name _____

Honesty and Integrity Concrete Poem

Concrete poetry—sometimes also called ‘shape poetry’—is poetry whose visual appearance matches the topic of the poem. The words form shapes which illustrate the poem’s subject as a picture, as well as through their literal meaning. **Outline Poems**-A common way to make the visual structure reflect the subject of the poem is to fill an outline shape that relates to the topic of the poem. The words in this type of poetry, unlike traditional poetry, do not have to rhyme.

Today we learned about Honest and Integrity. They are one of the 10 attributes our nation’s Veterans possess. Here is an example of a concrete poem, that includes all 10 of the Qualities that Our Veterans Embody:

☆ ☆ ☆ ☆ ☆ ☆ Their belief in a greater good * Their love for each
☆ ☆ ☆ ☆ ☆ other * Their strength, work ethic and character *
☆ ☆ ☆ ☆ ☆ ☆ Their honesty and integrity * Their humility,
☆ ☆ ☆ ☆ ☆ selflessness, and modesty * Their ambitions and
☆ ☆ ☆ ☆ ☆ aspirations * Their optimism for America *
☆ ☆ ☆ ☆ ☆ ☆ Their concern for the future * Their pride in their
☆ ☆ ☆ ☆ ☆ ☆ in their duties* Their hopes and dreams that didn’t
always come true, but left them with no regrets * Their belief in a greater good * Their love
for each other * Their strength, work ethic and character * Their honesty and integrity *
Their humility, selflessness, and modesty * Their ambitions and aspirations * Their
optimism for America * Their concern for the future * Their pride in their duties *
Their hopes and dreams that didn’t always come true, but left them with no regrets *
Their belief in a greater good * Their love for each other * Their strength, work

NOW, It is Time to Write Your Concrete Poem

DIRECTIONS:

1. Using the Veterans’ Qualities of Honesty and Integrity for your poem. Think of a shape that represents the quality you selected.
2. Draw a simple outline of its shape on paper or on the computer. If you’re using paper, draw with a pencil not a pen.
3. Write your poem normally. Try to describe how the subject makes you feel. The words will be fitted into your drawing. so don’t make it too long!!