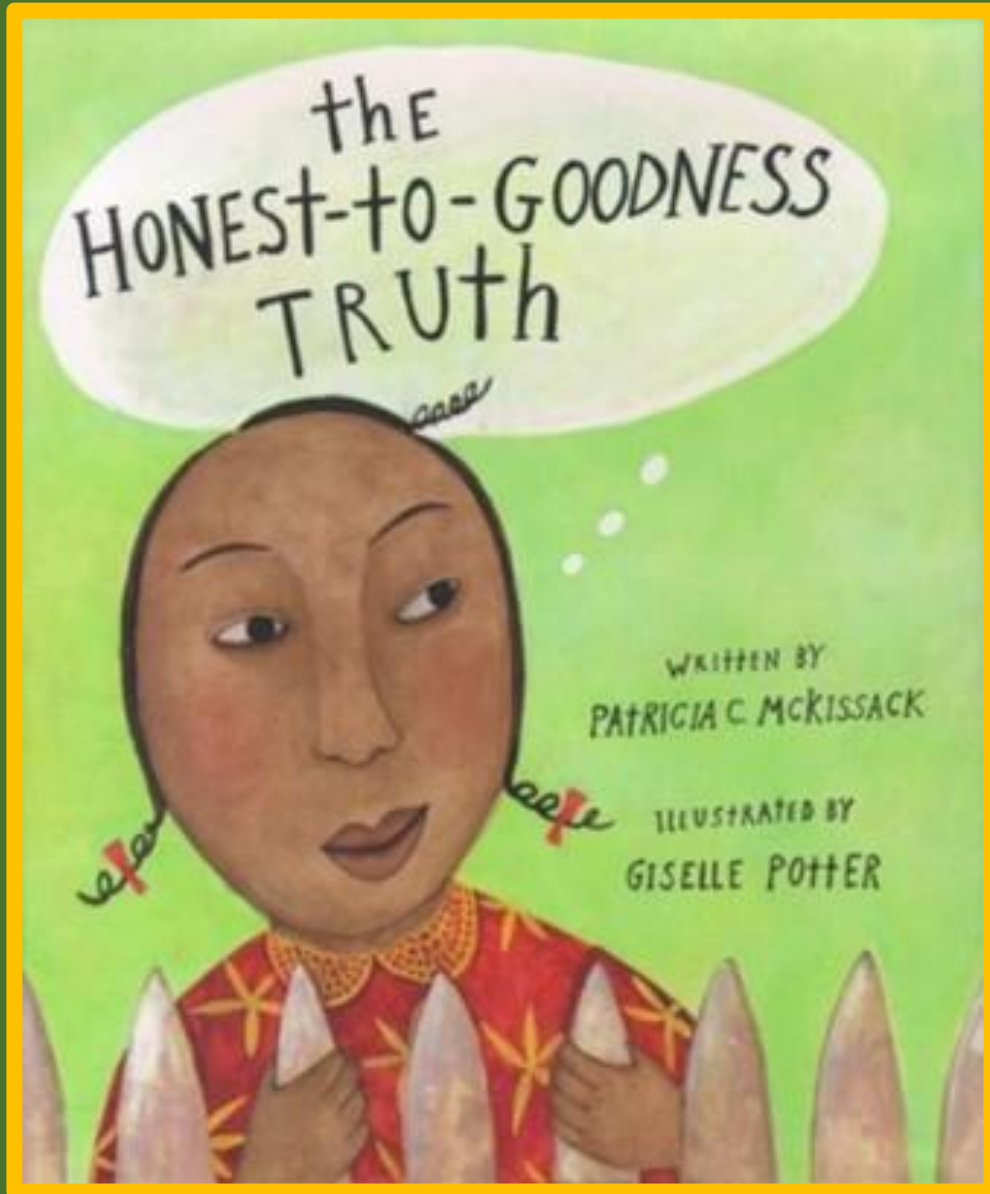


3rd Grade Lesson Plan
Live with Purpose
Honesty and Integrity



Wreaths Across America

Lesson Plan

Teacher:	Date:
Grade: 3 rd Grade	Lesson: Live with Purpose-Honesty and Integrity

<p>OBJECTIVES: CCSS.ELA-LITERACY.RL.3.1 Ask and answer questions to demonstrate understanding of a text, referring explicitly to the text as the basis for the answers.</p> <p>CCSS.ELA-LITERACY.RL.3.4-Determine the meaning of words and phrases as they are used in a text, distinguishing literal from nonliteral language.</p>	<p>STRATEGIES:</p> <ul style="list-style-type: none"> <input type="checkbox"/> Drawing/Coloring <input type="checkbox"/> Writing <input type="checkbox"/> Think/Pair/Share <input type="checkbox"/> Collaboration <input type="checkbox"/> Discussion Questions <input type="checkbox"/> Small/Large Groups
MATERIALS:	Computer/laptop; internet (with access to YouTube); Smart Board; copies of Check for Understanding <i>The Honest to Goodness Truth</i> ; copies of Too Much Truth Matching Activity; copies of Decode the Secret Message Activity
Engage: Hook the students	Play the YouTube Video-Integrity for Kids: Unlocking the Strength Within https://youtu.be/mPJoi08HaRY?si=gZoZrZ69CnQD4jG9 Think/Pair/Share Activity- Pair the students with a partner. Explain the T/P/S directions. The students will think of their answer, get with their partner, and share their answer. T/P/S Question: According to the video, what are 5 ways you can build good character? 1. Being Honest 2. Avoiding Gossip 3. Working Hard 4. Look for the Good in Others 5. Treating Everyone with Respect and Kindness.
Explore: Students make sense of a concept through observations.	Go over the vocabulary words before starting the book. The terms come from the book. Play the YouTube Read Aloud, <i>The Honest to Goodness Truth</i> , Author-Patricia C. McKissack, Illustrator-Giselle Potter https://youtu.be/pgCKgo3f-9w?si=rEwZ0oghlp0AgO6 Hand out the Check for Understanding <i>The Honest to Goodness Truth</i> Questions. Allow students time to complete the assignment. Hand out the Too Much Truth Matching Activity. Allow students time to complete the assignment. Hand out copies of the Decode the Secret Message Activity. Allow students time to complete the assignment.
Explain: Teacher introduces formal vocabulary and language to students.	honesty “tell the truth and shame the devil” quivered flounced commenced seamstress swayback integrity sashayed trudged
Elaborate: Students apply what they have learned.	Students will ask and answer questions to demonstrate understanding of a text, referring explicitly to the text as the basis for the answers. Students will determine the meaning of words and phrases as they are used in a text, distinguishing literal from nonliteral language
Evaluate: assessment.	Teachers will select which activities to use as formal/informal assessments.
Enrichment/Service-Learning Project	May is National Military Appreciation Month! Write a note to Veterans in your community thanking them for their service! The last Monday in May is Memorial Day, help honor the memory of local veterans who have passed away, by placing flags in local cemeteries. Print project completion certificates here .

Wreaths Across America

Lesson Plan

Teacher:	Date:
Grade: 3 rd Grade	Lesson: Live with Purpose-Honesty and Integrity

Name _____

Check for Understanding-*The Honest to Goodness Truth*

1. Why did Libby get into trouble at the beginning of the book?
2. What did the author mean by “she was surprised at how easy the lie slid out of her mouth, like it was greased with warm butter.”?
3. When Libby’s mother asked her the second time if she had fed and watered Ol’ Boss, Libby’s “stomach felt like she had swallowed a handful of chicken feathers”. Why do you think Libby felt this way?
4. Libby felt better after telling her Mama the truth, why do you think Libby felt better after telling the truth?
5. Libby decided to start her truth-telling day on Sunday. When all of the children were waiting outside of the church admiring Ruthie Mae’s dress, what happened?
6. How do you think Ruthie Mae felt when Libby pointed out the hole in her sock?
7. How would you have felt if your best friend did something like that to you?
8. What happened the next day at school?

Wreaths Across America

Lesson Plan

Teacher:	Date:
Grade: 3 rd Grade	Lesson: Live with Purpose-Honesty and Integrity

9. What had happened by the end of the school day?

10. When Miz Tusselbury told Libby it was never wrong to tell the truth. What did Libby tell Miz Tusselbury about her yard?

11. What was Miz Tusselbury's response to Libby?

12. What does Libby's Mama do for work?

13. When Libby gets home from school, she tells her Mama that all of her friends are mad at her. What does her Mama tell her about telling the truth?

14. What did Miss Virginia do that finally made Mama's explanation about the truth crystal clear to Libby?

15. How did that make Libby feel?

16. What did Libby do the next day at school?

17. Libby stops by Miz Tusselbury's house on the way home from school to apologize for calling her yard a jungle. What does Miz Tusselbury tell Libby about the truth?

Wreaths Across America

Lesson Plan

Teacher:	Date:
Grade: 3 rd Grade	Lesson: Live with Purpose-Honesty and Integrity

ANSWER KEY

Name _____

Check for Understanding-*The Honest to Goodness Truth*

1. Why did Libby get into trouble at the beginning of the book?

Libby got into trouble because she told her mother a lie. She told her mother she had fed and watered Ol' Boss and she had not.

2. What did the author mean by "she was surprised at how easy the lie slid out of her mouth, like it was greased with warm butter."? Libby was surprised that it had been so easy for her to lie to her mother about feeding and watering Ol' Boss.

3. When Libby's mother asked her the second time if she had fed and watered Ol' Boss, Libby's "stomach felt like she had swallowed a handful of chicken feathers". Why do you think Libby felt this way? Libby was upset that her mother had caught her not telling the truth.

4. Libby felt better after telling her Mama the truth, why do you think Libby felt better after telling the truth? Libby had never lied to her mama before, and it made her feel better to tell her Mama the truth, even though she was punished double.

5. Libby decided to start her truth-telling day on Sunday. When all of the children were waiting outside of the church admiring Ruthie Mae's dress, what happened? Libby said she liked Ruthie Mae's outfit, but she had a hole in her sock.

6. How do you think Ruthie Mae felt when Libby pointed out the hole in her sock? Ruthie Mae's feelings were hurt because everyone started looking at the hole in her sock and not her new hat and dress.

7. How would you have felt if your best friend did something like that to you? Answers will vary.

8. What happened the next day at school? Libby told the teacher in front of the whole class that Willie had not done his geography homework, she reminded everyone that Daisy had forgotten her lines in the Christmas play, that Charlesetta had gotten a spanking for stealing peaches and how Thomas did not have lunch money.

Wreaths Across America Lesson Plan

Teacher:	Date:
Grade: 3 rd Grade	Lesson: Live with Purpose-Honesty and Integrity

9. What had happened by the end of the school day? **By the end of the day, Libby could not understand why none of her friends wanted to walk home with her. They were all upset with Libby.**

10. When Miz Tusselbury told Libby it was never wrong to tell the truth. What did Libby tell Miz Tusselbury about her yard? **Libby told Miz Tusselbury that her yard looked like a jungle.**

11. What was Miz Tusselbury's response to Libby? **Miz Tusselbury got mad, went in the house, and slammed the door.**

12. What does Libby's Mama do for work? **Libby's Mama is a seamstress-she makes clothes.**

13. When Libby gets home from school, she tells her Mama that all of her friends are mad at her. What does her Mama tell her about telling the truth? **Sometimes the truth is told at the wrong time, or in the wrong way, or for the wrong reasons. And it can be hurtful to people around you. But the honest to goodness truth is never wrong.**

14. What did Miss Virginia do that finally made Mama's explanation about the truth crystal clear to Libby? **When Miss Virginia came for the final fitting of her wedding dress, she said some very unkind things about Ol' Boss.**

15. How did that make Libby feel? **The things Miss Virginia said hurt Libby's feelings, even though she knew Ol' Boss was not the fine horse he had once been.**

16. What did Libby do the next day at school? **Libby apologized to all of the victims of her truth-telling.**

17. Libby stops by Miz Tusselbury's house on the way home from school to apologize for calling her yard a jungle. What does Miz Tusselbury tell Libby about the truth? **Miz Tusselbury tells Libby, "the truth can sometimes be hard to chew, but it is sweetened with love, and that makes it easier to swallow."**

Wreaths Across America Lesson Plan

Teacher:	Date:
Grade: 3 rd Grade	Lesson: Live with Purpose-Honesty and Integrity

Name _____

TOO MUCH TRUTH Matching Activity!

Directions: Match the name to the event in the box on the left.

_____ 1. Libby told the teacher in front of the class he did not do his geography homework.

_____ 2. Libby told her that her yard looked like a jungle.

_____ 3. Libby reminded the entire class about the time she forgot her lines in the Christmas play and she started to cry.

_____ 4. Libby told the entire class that he did not have lunch money and he had to borrow money from the teacher.

_____ 5. Libby told her she had a hole in her sock in front of all of the children at church.

_____ 6. Libby told the whole class she had gotten a spanking for stealing a peach of a neighbor's tree.

_____ 7. She told Libby Ol' Boss was older than black pepper and she could not sell him for a dollar.

A. Daisy

B. Thomas


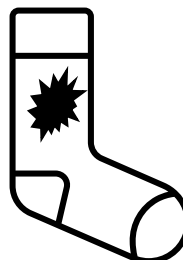


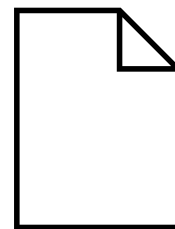
C. Miss Virginia

D. Charlesetta

E. Ruthie Mae

F. Willie

G. Miz Tusselbury



Wreaths Across America Lesson Plan

Teacher:	Date:
Grade: 3 rd Grade	Lesson: Live with Purpose-Honesty and Integrity

Name _____

ANSWER KEY

TOO MUCH TRUTH Matching Activity!

Directions: Match the name to the event in the box on the left.

F 1. Libby told the teacher in front of the class he did not do his geography homework.

G 2. Libby told her that her yard looked like a jungle.

A 3. Libby reminded the entire class about the time she forgot her lines in the Christmas play and she started to cry.

B 4. Libby told the entire class that he did not have lunch money and he had to borrow money from the teacher.

E 5. Libby told her she had a hole in her sock in front of all of the children at church.

D 6. Libby told the whole class she had gotten a spanking for stealing a peach off of a neighbor's tree.

C 7. She told Libby Ol' Boss was older than black pepper and she could not sell him for a dollar.

A. Daisy

B. Thomas


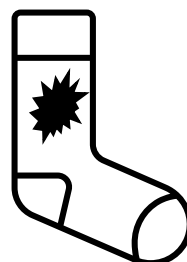



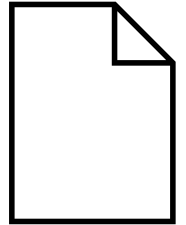
C. Miss Virginia

D. Charlesetta

E. Ruthie Mae

F. Willie

G. Miz Tusselbury









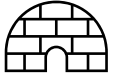






















Wreaths Across America Lesson Plan

Teacher:	Date:
Grade: 3 rd Grade	Lesson: Live with Purpose-Honesty and Integrity

Name _____

Decode the secret message using the pictures in the chart below.

A 	B 	C 	D 	E 	F 	G 	H 	I 
J 	K 	L 	M 	N 	O 	P 	Q 	R 
S 	T 	U 	V 	W 	X 	Y 	Z 	











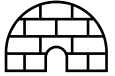












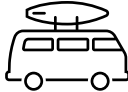




Wreaths Across America Lesson Plan

Teacher:	Date:
Grade: 3 rd Grade	Lesson: Live with Purpose-Honesty and Integrity

ANSWER KEY

Name _____


Decode the secret message using the pictures in the chart below.

A 	B 	C 	D 	E 	F 	G 	H 	I 
J 	K 	L 	M 	N 	O 	P 	Q 	R 
S 	T 	U 	V 	W 	X 	Y 	Z 	

H O N E S T Y I S



T H E B E S T



P O L I C Y

