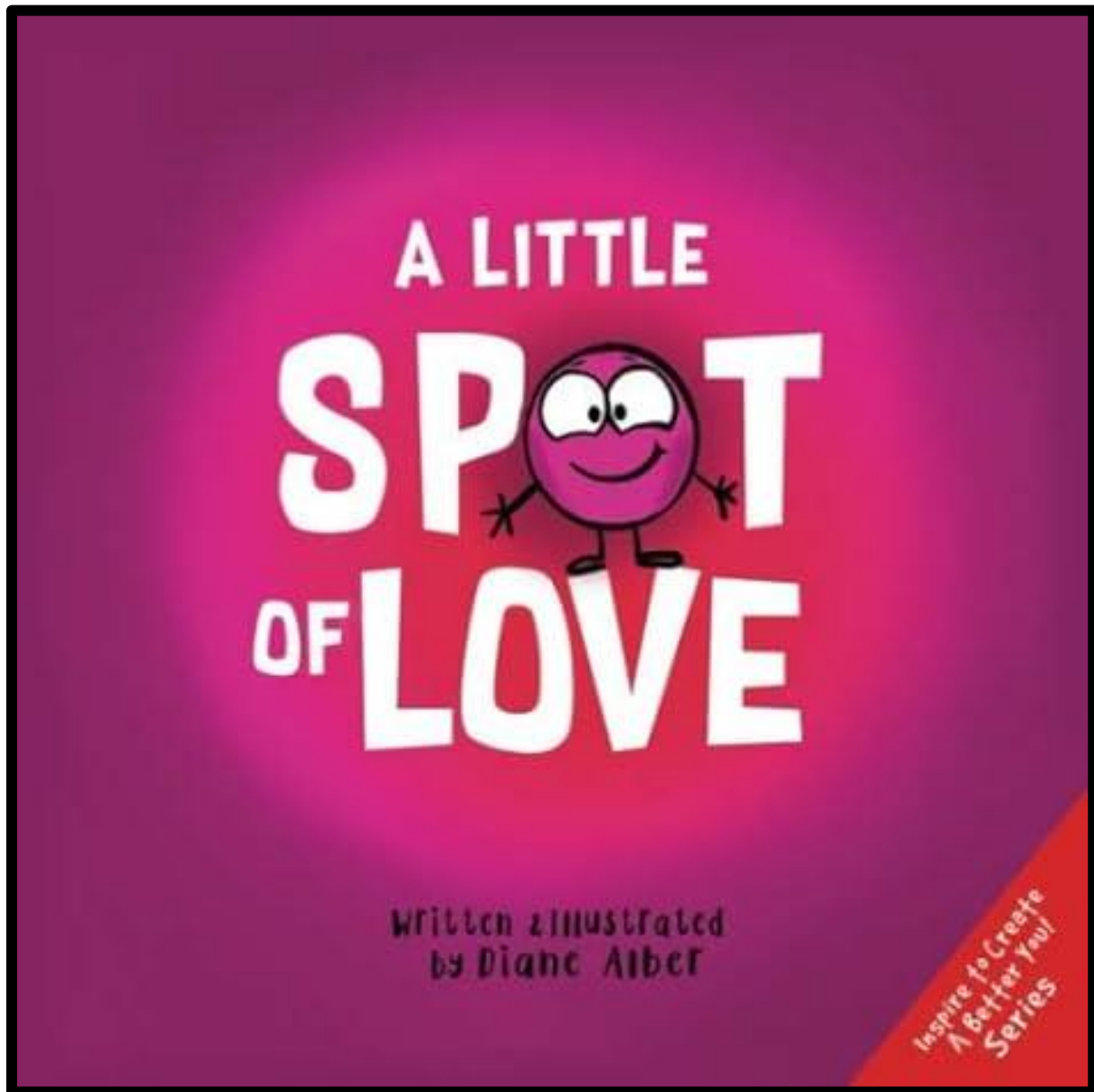


**Kindergarten
Lesson Plan
Live with Purpose-Love for One Another**



Wreaths Across America

Lesson Plan

Teacher:	Date:
Grade: Kindergarten	Lesson: Live with Purpose-Love for One Another

OBJECTIVES: CCSS.RL.K.1 With prompting and support, ask and answer questions about key details in a text.		STRATEGIES: <ul style="list-style-type: none"> <input type="checkbox"/> Drawing/Coloring <input type="checkbox"/> Writing <input type="checkbox"/> Think/Pair/Share <input type="checkbox"/> Collaboration <input type="checkbox"/> Discussion Questions <input type="checkbox"/> Small Groups <input type="checkbox"/> Large Group
MATERIALS:	Computer/laptop; internet (with access to YouTube); Smart Board; copy of Key Details <i>A Little Spot of Love</i> ; copies of 5 Ways to Share <i>A Little Spot of Love</i> for One Another Writing Practice; copies of Draw a Face for Your Own Love Spot and Color!	
Engage: Hook the students	Think/Pair/Share Activity- Pair the students with a partner. Explain the T/P/S directions. The students will think of their answer, get with their partner, and share their answer. Explain: A compliment is saying something nice to someone or about someone or something. Compliments are always welcome because they make people feel good about themselves. We can Live with Purpose by giving compliments to people! T/P/S Question: Think of two compliments you can give to your T/P/S partner. Students should share their compliment with their partner. As a class, each student should share one of the compliments they gave and one compliment they received.	
Explore: Students make sense of a concept through observations.	Play the YouTube Read Aloud Book, <i>A Little Spot of Love</i> , Author/Illustrator- Diane Alber, https://youtu.be/HwW1bMA3Aq4?si=1kmSdmkSziVR6XLd Read aloud the Key Detail questions for <i>A Little Spot of Love</i> . Give students time to share their answers aloud. Handout copies of 5 Ways to Share <i>A Little Spot of Love</i> for One Another Writing Practice. Allow students time to complete the activity. Hand out copies of Draw a Face for Your Own Love Spot. Allow students time to complete the activity.	
Explain: Teacher introduces formal vocabulary and language to students.	emotions happiness peaceful compliment confidence	
Elaborate: Students apply what they have learned.	Students will ask and answer questions about key details in a text with prompting and support.	
Evaluate: assessment.	Teachers will select which activities to use as formal/informal assessments.	
Enrichment/Service-Learning Project	Explain: Today we learned the importance of showing Love for One Another, even those we may not know. People who serve in our military together become very close, like family. They develop love and respect for one another. They are there for each other when they face life's challenges. Today, we will participate in a project to show our Veterans who are facing challenging life events, that we appreciate their service to our country. Hand out the Veterans Last Patrol Somebody Loves You card project. Allow students time to complete the activity. Mail cards to Veterans Last Patrol, 140 B Venture Blvd., Spartanburg, SC 29306. Print project completion certificates here . See the last pages of this lesson plan for information on Veterans Last Patrol.	

Wreaths Across America

Lesson Plan

Teacher:	Date:
Grade: Kindergarten	Lesson: Live with Purpose-Love for One Another

Key Details-A *Little Spot of Love*

1. What is a love spot? **A love spot is the feeling you get when you care about someone or someone cares about you a lot.**
2. Where does a love spot come from? **A love spot comes from a lot of feelings and emotions-peaceful, happiness and confidence.**
3. Why is it okay for a love spot to grow big? **It is okay for a love spot to grow big because everyone needs to feel loved.**
4. What happens when your love spot grows big? **You feel better about yourself and you treat other people better.**
5. How can words help you grow your love spot?
Words are very powerful. Telling someone that you love them or giving someone a compliment can make them feel loved.
Words can help you love who you are, it can help you grow confidence.
Writing may be easier for you, if you have a hard time telling someone how you feel. You can write them a note or a letter.
6. Your actions can show kindness to others. What happens to someone else when you show kindness? **Their love spot grows.**
7. What are some ways you can show kindness to others? **Answers will vary.**
8. How do you show your teacher focused attention? Focused attention can grow a love spot!
Your eyes are watching. Your hands are still. Your mouth is closed.
9. How can taking peaceful time to do the things you enjoy help you? **Taking time to do things you enjoy can grow your own love spot.**
10. Name ways you can show Love for One Another appropriately at school. **High-fives, Waves, Fist Bumps, Thumbs-up.**
11. How do you like to have someone greet you? **Answers will vary.**






Wreaths Across America

Lesson Plan

Teacher:	Date:
Grade: Kindergarten	Lesson: Live with Purpose-Love for One Another

Name _____

5 Ways to Share *A Little Spot of Love* for One Another


	<p>WAVE wave</p>
	<p>FIST-BUMP fist-bump</p>
	<p>THUMBS-UP thumbs-up</p>
	<p>WRITE IT write it</p>
	<p>HIGH-FIVE high-five</p>

Wreaths Across America Lesson Plan

Teacher:	Date:
Grade: Kindergarten	Lesson: Live with Purpose-Love for One Another

Name _____

Draw A Face for Your Own Little Spot of Love and Color!



Wreaths Across America Lesson Plan

Teacher:	Date:
Grade: Kindergarten	Lesson: Live with Purpose-Love for One Another

Cards of Gratitude



Veteran's Last Patrol CARDS OF GRATITUDE

Our volunteers visit veterans in hospice care around the country. Volunteers provide Friendship, Honors, and Support. These visits also allow the veteran on their Last Patrol a chance to share stories and memories for what might be the final time.

The visits also give all of us a chance to say one final time: "THANK YOU for your service". Please help us honor them. You can be one of those thanking these veterans by writing a card to "Dear Veteran" or "Dear Hero".

Mail your cards to:
Veteran Last Patrol
140B Venture Blvd.
Spartanburg, SC, 29306

We accept these
cards year around!

More Information:
www.veteranlastpatrol.org
864-580-8005



To send cards for the holidays, see below:

6th Annual Operation Holiday Salute



6th Annual Operation Holiday Salute-2024

Last year we obtained and delivered nearly 60,000 Holiday Cards to veterans in hospice around the country. Americans across the nation participated in this amazing operation to bring a little joy to veterans on their Last Patrol.

This year our goal is 70,000! Can you help us? You are welcome to send cards to us addressed: "Dear Veteran" or "Dear Hero".

Our packaging and postage expenses for this drive to get these cards to dying veterans is significant. Would you consider a small donation to help? Donations can be mailed us by check or made online at www.veteranlastpatrol.org

Mail your cards to:
Veteran Last Patrol
140B Venture Blvd.
Spartanburg, SC, 29306

We accept cards year
around. Cards received
by 1 DEC will get to the
veterans this Christmas.

More Information:
www.veteranlastpatrol.org
864-580-8005




Remember-Honor-Teach

Wreaths Across America
Lesson Plan

Teacher:	Date:
Grade: Kindergarten	Lesson: Live with Purpose-Love for One Another

Somebody Loves YOU!




Thank you for

your service

to our country.

Sincerely, _____



Wreaths Across America

Lesson Plan

Teacher:	Date:
Grade: Kindergarten	Lesson: Live with Purpose-Love for One Another



Wreaths Across America & Veteran's Last Patrol

are partnering to send cards of gratitude to veterans in hospice care.

As you color this “*What is a Veterans’ Wreath*” page, please include a special note to a veteran. Take the time to reflect on the bouquets that make up a veterans’ wreath. Wreaths Across America will work with Veteran’s Last Patrol to distribute these letters to veterans across the



country.

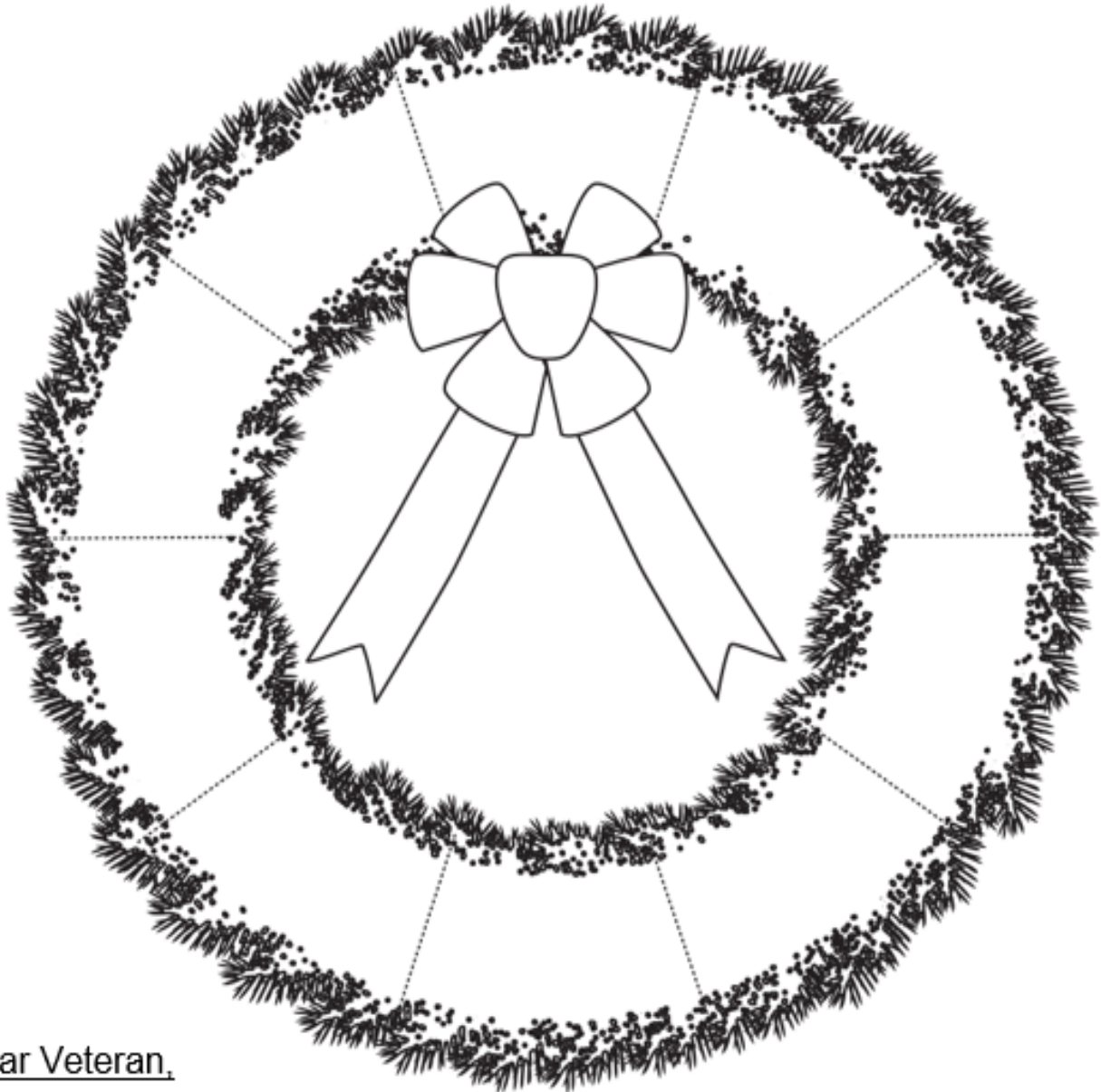


Visit www.wreathsasscrossamerica.org/veteranslastpatrol to sponsor a wreath and \$5 will be given back to Veteran’s Last Patrol to support their mission.

Wreaths Across America Lesson Plan

Teacher:	Date:
Grade: Kindergarten	Lesson: Live with Purpose-Love for One Another

COLOR YOUR WREATH Show YOUR
Love for One Another and Gratitude by writing a thank
you note for a veteran receiving hospice care.



Dear Veteran,

Sincerely yours,