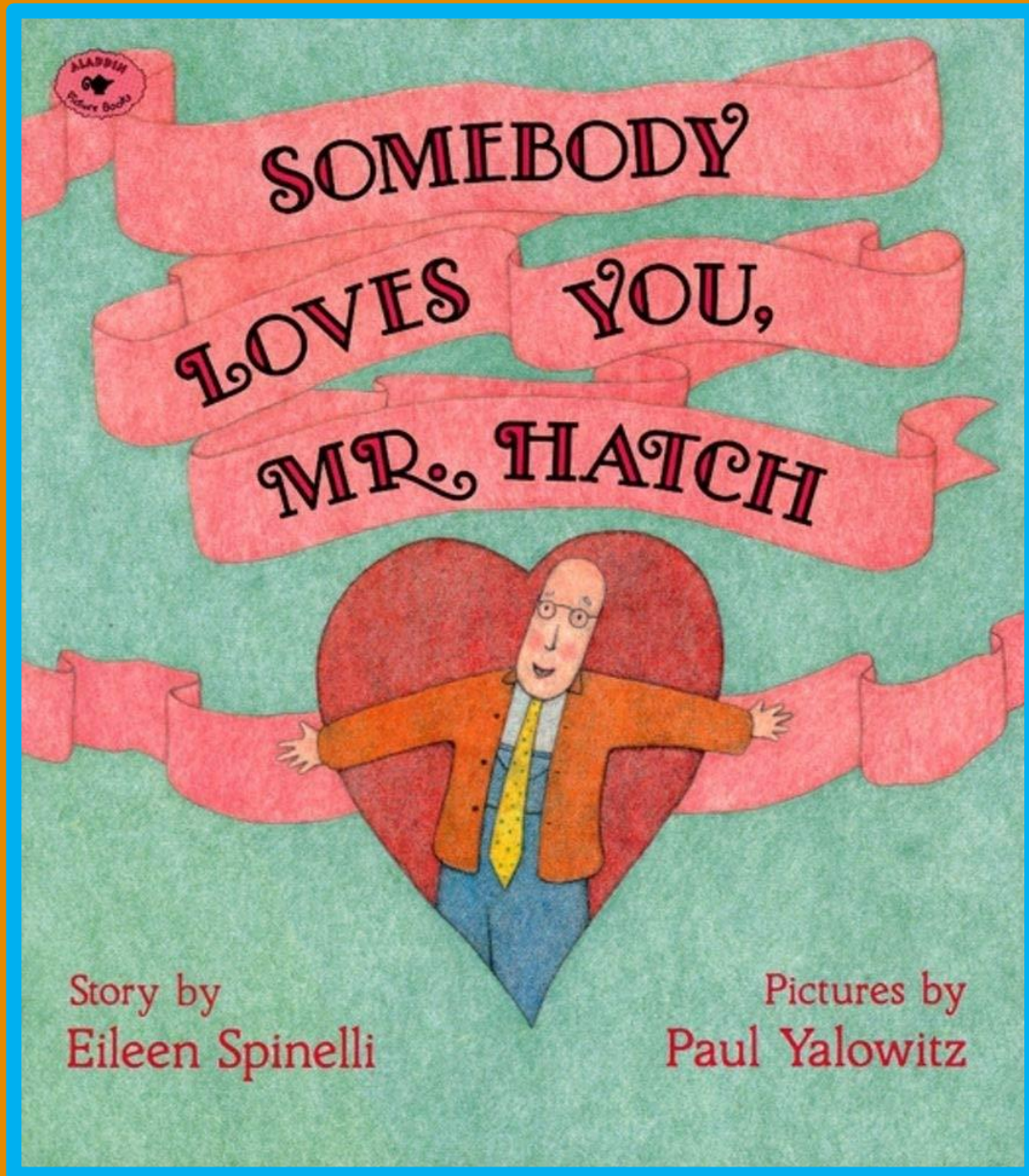


1st & 2nd Grades

Lesson Plan

Live with Purpose-Love for One Another



Wreaths Across America

Lesson Plan

Teacher:	Date:
Grades: 1 st & 2 nd	Lesson: Live with Purpose-Love for One Another

OBJECTIVES: CCSS.ELA RL. 1.1: Ask and answer questions about key details in a text. CCSS.ELA RL2.1: Ask and answer such questions as <i>who, what, where, when, why,</i> and <i>how</i> to demonstrate understanding of key details in a text. CCSS.ELA RL2.3: Describe how characters in a story respond to major events and challenges.		STRATEGIES: <input type="checkbox"/> Drawing/Coloring <input type="checkbox"/> Writing <input type="checkbox"/> Think/Pair/Share <input type="checkbox"/> Discussion Questions <input type="checkbox"/> Collaboration/Small Groups/Large Group	
MATERIALS:	Computer/laptop; internet (with access to YouTube); Smart Board; copies of the Check for Understanding <i>Somebody Loves You Mr. Hatch</i> ; copies of The Character Change of Mr. Hatch; copies of the Veterans Last Patrol Card		
Engage: Hook the students	Think/Pair/Share Activity- Pair the students with a partner. Explain the T/P/S directions. The students will think of their answer, get with their partner, and share their answer. T/P/S Questions: Have you ever felt like you didn't have any friends? How did it make you feel? There is an old saying, "to have a friend, you must be a friend". What does that mean? What are some ways you show others that you are a good friend?		
Explore: Students make sense of a concept through observations.	Play the YouTube read aloud, <i>Somebody Loves You Mr. Hatch</i> , Author-Eileen Spinelli, Illustrator-Paul Yalowitz. https://youtu.be/qZo9XVjTxRE?si=KHv2EVQwcc7jZCkS Hand out the Check for Understanding <i>Somebody Loves You Mr. Hatch</i> . Allow students time to complete the questions. Hand out copies of The Character Change of Mr. Hatch. Allow students time to complete the worksheet.		
Explain: Teacher introduces formal vocabulary and language to students.	The teacher should select the vocabulary for this assignment. Vocabulary should include hospice care.		
Elaborate: Students apply what they have learned.	1 st Grade: Students will ask and answer questions about key details in a text. 2 nd Grade: Students will ask and answer such questions as <i>who, what, where, when, why,</i> and <i>how</i> to demonstrate understanding of key details in a text. Students will describe how characters in a story respond to major events and challenges.		
Evaluate: assessment.	Teachers will select which activities to use as formal/informal assessments.		
Enrichment/Service-Learning Project	Explain: Today we learned how major events and challenges can impact a person. The person we learned about was a fictional character, Mr. Hatch. But in real-life, major events and challenges can impact people also. People who serve in our military together become very close-like family. They develop love and respect for one another. They are there for each other when they face life's challenges. Today, we will participate in a project to show our Veterans who are facing challenging life events, that we appreciate their service to our country. Hand out the Veterans Last Patrol card project. Allow students time to complete the activity. Mail cards to Veterans Last Patrol, 140 B Venture Blvd. Spartanburg, SC 29306. Print project completion certificates here . See the last pages of this lesson plan for information on Veterans Last Patrol.		

Wreaths Across America

Lesson Plan

Teacher:	Date:
Grades: 1 st & 2 nd	Lesson: Live with Purpose-Love for One Another

Name _____

Check for Understanding *Somebody Loves You Mr. Hatch*

1. At the beginning of the story, the author describes a typical day for Mr. Hatch. Number the following things Mr. Hatch did every day in the order in which he did them.

_____ He read the paper.

_____ He would stop at the newsstand to buy a paper.

_____ He would sit in a corner alone to eat a cheese and mustard sandwich and drink a cup of coffee.

_____ He took a shower.

_____ He would stop at the grocery store to buy a fresh turkey wing.

_____ He went to bed.

_____ He walked eight blocks to the shoelace factory.

_____ He ate his dinner.

2. How would you describe Mr. Hatch at the beginning of the story?

3. When did Mr. Hatch's life change for the better?

4. Why do you think something so simple changed his life?

5. What changes happened in Mr. Hatch's life after he received the box?

6. How did people in his workplace and neighborhood respond to the changes in Mr. Hatch?

Wreaths Across America

Lesson Plan

Teacher:	Date:
Grades: 1 st & 2 nd	Lesson: Live with Purpose-Love for One Another

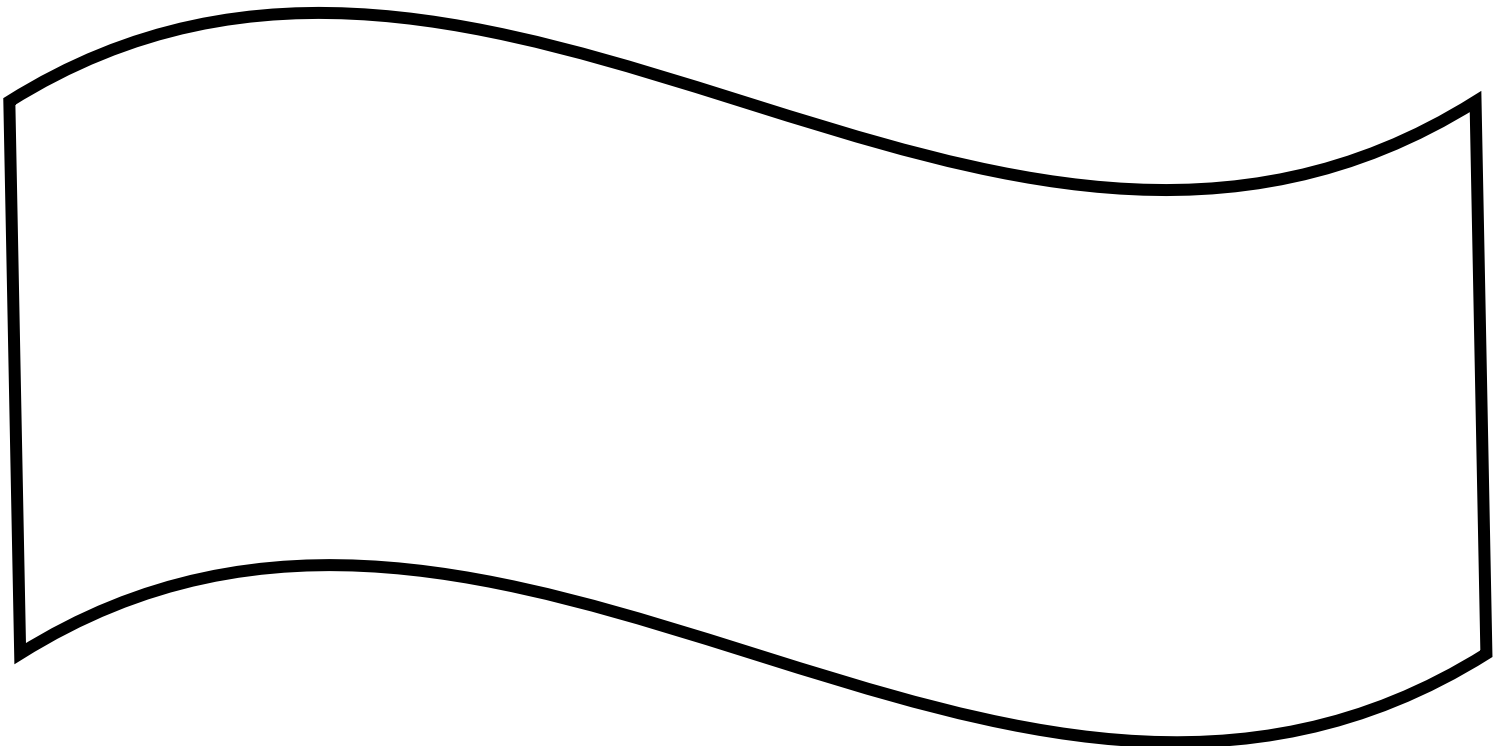
7. What are 3 nice things Mr. Hatch did for others?

8. When did Mr. Hatch's life go back to the way it was at the beginning of the story?

9. Who told Mr. Hatch's friends what happened?

10. What did Mr. Hatch's neighbors and friends do for him to let him know that they loved him?

11. Make and color your own banner below to show someone you love & care about them.



Wreaths Across America

Lesson Plan

Teacher:	Date:
Grades: 1 st & 2 nd	Lesson: Live with Purpose-Love for One Another

Answer Key

Name _____

Check for Understanding *Somebody Loves You Mr. Hatch*

1. At the beginning of the story, the author describes a typical day for Mr. Hatch. Number the following things Mr. Hatch did every day in the order in which he did them.

6 He read the paper.

3 He would stop at the newsstand to buy a paper.

2 He would sit in a corner alone to eat a cheese and mustard sandwich and drink a cup of coffee.

7 He took a shower.

4 He would stop at the grocery store to buy a fresh turkey wing.

8 He went to bed.

1 He walked eight blocks to the shoelace factory.

5 He ate his dinner.

2. How would you describe Mr. Hatch at the beginning of the story?

At the beginning of the story, Mr. Hatch was not very happy. He was lonely and sad. He did not smile and his days were all alike.

3. When did Mr. Hatch's life change for the better?

Mr. Hatch's life changed when he got a box of Valentines candy with a note that said Somebody Loves You.

4. Why do you think something so simple changed his life?

Mr. Hatch was very lonely and the thought that someone loved him, even if he did not know who it was, changed his outlook on life and made him happy.

5. What changes happened in Mr. Hatch's life after he received the box? Mr. Hatch started to smile, and wave to people he saw on the street. He started to change little things in his everyday life. He ate lunch in the middle of the cafeteria. He wore a tie and bought candy when he bought his newspaper. He started to be kind to people.

6. How did people in his workplace and neighborhood respond to the changes in Mr. Hatch? At first, they were surprised by Mr. Hatch's change in behavior, but they liked it.

Wreaths Across America

Lesson Plan

Teacher:	Date:
Grades: 1 st & 2 nd	Lesson: Live with Purpose-Love for One Another


7. What are 3 nice things Mr. Hatch did for others? Mr. Hatch stayed at Mr. Smith's newsstand for Mr. Smith to go to the doctor. He went to the school to find Mr. Todd's daughter. He cooked brownies for work, but when the neighborhood children smelled the brownies, he shared the brownies with the neighborhood children and their parents.

8. When did Mr. Hatch's life go back to the way it was at the beginning of the story? Mr. Hatch's life returned to the way it was at the beginning of the story after Mr. Goober, the post man told him his boss was very upset because he delivered the valentine box to the wrong place.

9. Who told Mr. Hatch's friends what happened? Mr. Goober told Mr. Hatch's friends about accidentally delivering the valentine with the card Somebody Loves You to Mr. Hatch.

10. What did Mr. Hatch's neighbors and friends do for him to let him know that they loved him? Mr. Hatch's neighbors and friends decorated his front porch with red and white hearts and yellow streamers. They put boxes of candy on his porch, and they made a huge banner that said, "Everybody Loves You Mr. Hatch".

11. Make and color your own banner below to show someone you love & care about them.



Wreaths Across America

Lesson Plan

Teacher:	Date:
Grades: 1 st & 2 nd	Lesson: Live with Purpose-Love for One Another

Name _____

Character Change of Mr. Hatch

Describe how Mr. Hatch changes how he thinks, feels, and acts in each part of the story.

At the beginning of the story, how does Mr. Hatch feel?

How does Mr. Hatch act?

When he receives the valentine how does Mr. Hatch feel?

How does Mr. Hatch act?

When he finds out the valentine was not intended for him, how does Mr. Hatch feel?

How does Mr. Hatch act?

When all of his friends show him love and kindness, how does Mr. Hatch feel?

How does Mr. Hatch act?

Wreaths Across America Lesson Plan

Teacher:	Date:
Grades: 1 st & 2 nd	Lesson: Live with Purpose-Love for One Another

Cards of Gratitude



Veteran's Last Patrol CARDS OF GRATITUDE

Our volunteers visit veterans in hospice care around the country. Volunteers provide Friendship, Honors, and Support. These visits also allow the veteran on their Last Patrol a chance to share stories and memories for what might be the final time.

The visits also give all of us a chance to say one final time: "THANK YOU for your service". Please help us honor them. You can be one of those thanking these veterans by writing a card to "Dear Veteran" or "Dear Hero".

Mail your cards to:
Veteran Last Patrol
140B Venture Blvd.
Spartanburg, SC, 29306

We accept these
cards year around!

More Information:
www.veteranlastpatrol.org
864-580-8005



To Send Cards for the Holidays, see below:

6th Annual Operation Holiday Salute



6th Annual Operation Holiday Salute-2024

Last year we obtained and delivered nearly 60,000 Holiday Cards to veterans in hospice around the country. Americans across the nation participated in this amazing operation to bring a little joy to veterans on their Last Patrol.

This year our goal is 70,000! Can you help us? You are welcome to send cards to us addressed: "Dear Veteran" or "Dear Hero".

Our packaging and postage expenses for this drive to get these cards to dying veterans is significant. Would you consider a small donation to help? Donations can be mailed us by check or made online at www.veteranlastpatrol.org

Mail your cards to:
Veteran Last Patrol
140B Venture Blvd.
Spartanburg, SC, 29306

We accept cards year
around. Cards received
by 1 DEC will get to the
veterans this Christmas.

More Information:
www.veteranlastpatrol.org
864-580-8005




Remember-Honor-Teach

**Wreaths Across America
Lesson Plan**

Teacher:	Date:
Grades: 1 st & 2 nd	Lesson: Live with Purpose-Love for One Another

Somebody Loves YOU!



**I thank you for your service, I really, really do,
You made a lot of sacrifices; I owe a debt to you.
I hope this little note, will help you feel much better,
Sometimes I know it cheers me up, just to get a letter.
These words come from my heart to you, I hope they make you smile,
Because if they do, then I will know, it all has been worthwhile.**

Dear Veteran,

Sincerely yours,

Wreaths Across America

Lesson Plan

Teacher:	Date:
Grades: 1 st & 2 nd	Lesson: Live with Purpose-Love for One Another



Wreaths Across America & Veteran's Last Patrol

are partnering to send cards of gratitude to veterans in hospice care.

As you color this “*What is a Veterans’ Wreath*” page, please include a special note to a veteran. Take the time to reflect on the bouquets that make up a veterans’ wreath. Wreaths Across America will work with Veteran’s Last Patrol to distribute these letters to veterans across the



country.




Visit www.wreathsasscrossamerica.org/veteranslastpatrol to sponsor a wreath and \$5 will be given back to Veteran’s Last Patrol to support their mission.

Wreaths Across America Lesson Plan

Teacher:	Date:
Grades: 1 st & 2 nd	Lesson: Live with Purpose-Love for One Another

COLOR YOUR WREATH Show YOUR Love for One Another and Gratitude by writing a thank you note for a veteran receiving hospice care.



Dear Veteran,

Sincerely yours,

Remember-Honor-Teach