

3rd Grade Lesson Plan
Live with Purpose-Love for One Another
Lest We Forget



LEST
WE
FORGET



Written by Kerry Brown

Illustrated by Isobel Knowles & Benjamin Portas



Wreaths Across America

Lesson Plan

Teacher:	Date:
Grade: 3rd	Lesson: Live with Purpose, Love for One Another

OBJECTIVES: CCSS.ELA-LITERACY.RL.3.7 Explain how specific aspects of a text's illustrations contribute to what is conveyed by the words in a story (e.g., create mood, emphasize aspects of a character or setting).		STRATEGIES: <ul style="list-style-type: none"> <input type="checkbox"/> Writing <input type="checkbox"/> Write/Pair/Share <input type="checkbox"/> Discussion Questions <input type="checkbox"/> Collaboration/Small Groups/Large Group
MATERIALS:	Computer/laptop; internet (with access to YouTube); Smart Board; copies of Write/Pair/Share; copies of Comprehension Questions; copies of A Picture is Worth a 1000 Words Group Activity; copies of Somebody Loves You Card	
Engage: Hook the students	Write/Pair/Share Activity-Pair the students with a partner. Explain the W/P/S directions. The students will think of their answer, get with their partner, and share their answer. Hand out copies of the W/P/S Activity. W/P/S Question: Write a list of 2 days you want to remember. Explain why you want to remember those days. Write a list of 2 days you would like to forget. Explain why you want to forget those days. In pairs, share your ideas with each other. As a class, discuss the items students have listed in common in both sections of the table.	
Explore: Students make sense of a concept through observations.	Explain- ANZAC is an acronym formed from the initial letters of the Australian and New Zealand Army Corps. Anzac Day is observed on April 25 each year in Australia and New Zealand. It marks the anniversary of the first major military action fought by Australian and New Zealand forces during World War I. In the United States we observe November 11, as Veterans Day. A day in which we honor all veterans who have fought in all wars. In Australia and New Zealand, they also observe November 11, they call it Remembrance Day. In today's lesson we will learn about the love veterans have for one another, and the power illustrations can have in a book. Play the YouTube read aloud, <i>Lest We Forget</i> , Author-Kerry Brown, Illustrators-Isobel Knowles and Benjamin Portas. https://youtu.be/VCvScJzFEP0?si=bq38a0OqNBRIY7IT Hand out copies of the Comprehension Questions. Allow students time to complete the assigned questions. Put students into groups of 4-5. Hand out copies of A Picture is Worth a 1000 Words Activity. Allow students time to complete the activity.	
Explain: Teacher introduces formal vocabulary and language to students.	World War I illustrations Anzac Day telegram acronym mate	
Elaborate: Students apply what they have learned.	Students will explain how specific aspects of a text's illustrations contribute to what is conveyed by the words in a story.	
Evaluate: assessment.	Teachers will select which activities to use as formal/informal assessments.	
Enrichment/Service-Learning Project	Explain: Today we learned the power of illustrations in a text. Although this was a work of fiction, it could easily have been a true story. People who serve in our military together become very close, like family. They develop love and respect for one another. They are there for each other when they face life's challenges. Today, we will participate in a project to show our Veterans who are facing challenging life events, that we appreciate their service to our country. Hand out the Veterans Last Patrol Somebody Loves You card project. Allow students time to complete the activity. Mail cards to Veterans Last Patrol, 140 B Venture Blvd., Spartanburg, SC 29306. Print project completion certificates here . See the last pages of this lesson plan for information on Veterans Last Patrol.	

Remember-Honor-Teach

Wreaths Across America

Lesson Plan

Teacher:	Date:
Grade: 3rd	Lesson: Live with Purpose, Love for One Another

Name _____

Write-Pair-Share

You will have **5 minutes** to fill in the following table. At the end of 5 minutes, you will be paired with a partner, you will read your answer to your partner and they will read their response to you. Write on the back if necessary.

2 DAYS I WANT TO REMEMBER. WHY?	2 DAYS I WANT TO FORGET. WHY?

---cut here-----cut here-----cut here---

Name _____

Write-Pair-Share

You will have **5 minutes** to fill in the following table. At the end of 5 minutes, you will be paired with a partner, you will read your answer to your partner and they will read their response to you. Write on the back if necessary.

2 DAYS I WANT TO REMEMBER. WHY?	2 DAYS I WANT TO FORGET. WHY?

Wreaths Across America

Lesson Plan

Teacher:	Date:
Grade: 3rd	Lesson: Live with Purpose, Love for One Another

Name _____

Comprehension Questions *Lest We Forget*



1. At the beginning of the book, the little boy says, "My granddad says there are two types of days: those you want to remember and those you want to forget." Do you agree with the granddad? Why or why not?

2. What days did the little boy like to remember? List examples from the text.

3. What feelings might he have experienced on each of those days?

4. What days did he want to forget? List examples from the text.

5. How do you think he felt on those days?


6. How do we learn about his granddad's past?

Wreaths Across America

Lesson Plan

Teacher:	Date:
Grade: 3rd	Lesson: Live with Purpose, Love for One Another

7. Why do you think the author and illustrators decided not to have text with these pictures?
8. How do the illustrations for the little boy differ from those of the granddad?
9. Do the grandfather's illustrations represent past or present? How do you know?
10. Why does granddad say we should always remember April 25 and November 11, even though they make him sad?



Wreaths Across America

Lesson Plan

Teacher:	Date:
Grade: 3rd	Lesson: Live with Purpose, Love for One Another

ANSWER KEY

Name _____



Comprehension Questions *Lest We Forget*

1. At the beginning of the book, the little boy says, "My granddad says there are two types of days: those you want to remember and those you want to forget." Do you agree with the granddad? Why or why not? **Answers will vary.**
2. What days did the little boy like to remember? List examples from the text. **The little boy liked to remember happy days. He liked to remember days when good things happened. For example, he liked to remember his first day of school, the day his younger sister was born, and playing soccer with his friends.**
3. What feelings might he have experienced on each of those days? **The little boy probably felt love and happiness on those days. The love of his mother when she told him to stand up straight because he was her brave little soldier. The love of his family and friends on the day they celebrated the birth of his baby sister. The love of his teammates on his soccer team because they were like family. Their coach told them they had to look out for one another on the field.**
4. What days did he want to forget? List examples from the text. **The little boy wanted to forget those days when bad things happened. For example, the day his mother burned the dinner and the house smelled of smoke and they had to eat sandwiches. The day his father had a flat tire and he had to walk to school. The day his dog died.**
5. How do you think he felt on those days? **The little boy felt sad on the day his mother burned dinner because he had to eat a sandwich and it did not sound like he liked sandwiches. The little boy felt mad on the day the car had a flat tire because he did not like walking to school when it was hot. The day his dog died; the little boy felt sad.**
6. How do we learn about his granddad's past? **We learn about the granddad's past through the illustrations in the book.**
7. Why do you think the author and illustrators decided not to have text with these pictures? **Answers will vary but should include something about them being a part of grandad's memories from World War 1. Memories may not always be good memories if they are from a time of war. The granddad's experiences at war**


Wreaths Across America

Lesson Plan

Teacher:	Date:
Grade: 3rd	Lesson: Live with Purpose, Love for One Another

are to help people understand why it is important to honor and remember our veterans.

8. How do the illustrations for the little boy differ from those of the granddad?
The illustrations of the little boy are very plain drawings. They are bright and colorful and are not closed in the outside edges. The illustrations on granddad's memories are dark and framed in on the pages.
9. Do the grandfather's illustrations represent past or present? How do you know?
The granddad's illustrations represent his memories from the past. The granddad is pictured at the beginning of the book and he looks too old to be a soldier in the military.
10. Why does granddad say we should always remember April 25 and November 11, even though they make him sad? Granddad says we should always remember those who fought in the wars.



Wreaths Across America

Lesson Plan

Teacher:	Date:
Grade: 3rd	Lesson: Live with Purpose, Love for One Another

Name _____

A Picture is Worth a 1000 Words

Pictures can make a story better and add meaning to it. Sometimes you learn something from a picture that can't be found in the words of the story.

Writing Activity: Using the following illustrations from *Lest We Forget*, write what is going on in granddad's life in the picture. Write your description in the space provided.



PART 1 *LEST WE FORGET*

What is happening in this picture? What do we learn about granddad? Explain in the space provided below:

Wreaths Across America Lesson Plan

Teacher:	Date:
Grade: 3rd	Lesson: Live with Purpose, Love for One Another

Name _____

A Picture is Worth a 1000 Words

Pictures can make a story better and add meaning to it. Sometimes you learn something from a picture that can't be found in the words of the story.

Writing Activity: Using the following illustrations from *Lest We Forget*, write a description of what is going on in granddad's life in the picture. Write your description in the space provided.



PART 2 *LEST WE FORGET*

What is happening in this picture? What do we learn about granddad? Explain in the space provided below:

Wreaths Across America

Lesson Plan

Teacher:	Date:
Grade: 3rd	Lesson: Live with Purpose, Love for One Another

Name _____

A Picture is Worth a 1000 Words

Pictures can make a story better and add meaning to it. Sometimes you learn something from a picture that can't be found in the words of the story.

Writing Activity: Using the following illustrations from *Lest We Forget*, write what is going on in granddad's life in the picture. Write your description in the space provided.



PART 3 *LEST WE FORGET*

What is happening in this picture? What do we learn about granddad? Explain in the space provided below:

Wreaths Across America

Lesson Plan

Teacher:	Date:
Grade: 3rd	Lesson: Live with Purpose, Love for One Another

Name _____

A Picture is Worth a 1000 Words

Pictures can make a story better and add meaning to it. Sometimes you learn something from a picture that can't be found in the words of the story.

Writing Activity: Using the following illustrations from *Lest We Forget*, write a description of what is going on in granddad's life in the picture. Write your description in the space provided.



PART 4 *LEST WE FORGET*

What is happening in this picture? What do we learn about granddad? Explain in the space provided below:

--

Wreaths Across America Lesson Plan

Teacher:	Date:
Grade: 3rd	Lesson: Live with Purpose, Love for One Another

Name _____

A Picture is Worth a 1000 Words

Pictures can make a story better and add meaning to it. Sometimes you learn something from a picture that can't be found in the words of the story.

Writing Activity: Using the following illustrations from *Lest We Forget*, write a description of what is going on in granddad's life in the picture. Write your description in the space provided.



PART 5 *LEST WE FORGET*

What is happening in this picture? What do we learn about granddad? Explain in the space provided below:

Wreaths Across America Lesson Plan

Teacher:	Date:
Grade: 3rd	Lesson: Live with Purpose, Love for One Another

Cards of Gratitude



Veteran's Last Patrol CARDS OF GRATITUDE

Our volunteers visit veterans in hospice care around the country. Volunteers provide Friendship, Honors, and Support. These visits also allow the veteran on their Last Patrol a chance to share stories and memories for what might be the final time.

The visits also give all of us a chance to say one final time: "THANK YOU for your service". Please help us honor them. You can be one of those thanking these veterans by writing a card to "Dear Veteran" or "Dear Hero".

Mail your cards to:
Veteran Last Patrol
140B Venture Blvd.
Spartanburg, SC, 29306

We accept these
cards year around!

More Information:
www.veteranlastpatrol.org
864-580-8005



To Send Cards for the Holidays, see below:

6th Annual Operation Holiday Salute



6th Annual Operation Holiday Salute-2024

Last year we obtained and delivered nearly 60,000 Holiday Cards to veterans in hospice around the country. Americans across the nation participated in this amazing operation to bring a little joy to veterans on their Last Patrol.

This year our goal is 70,000! Can you help us? You are welcome to send cards to us addressed: "Dear Veteran" or "Dear Hero".

Our packaging and postage expenses for this drive to get these cards to dying veterans is significant. Would you consider a small donation to help? Donations can be mailed us by check or made online at www.veteranlastpatrol.org

Mail your cards to:
Veteran Last Patrol
140B Venture Blvd.
Spartanburg, SC, 29306

We accept cards year
around. Cards received
by 1 DEC will get to the
veterans this Christmas.

More Information:
www.veteranlastpatrol.org
864-580-8005



Remember-Honor-Teach

**Wreaths Across America
Lesson Plan**

Teacher:	Date:
Grade: 3rd	Lesson: Live with Purpose, Love for One Another

Somebody Loves YOU!



**I thank you for your service, I really, really do,
You made a lot of sacrifices; I owe a debt to you.
I hope this little note, will help you feel much better,
Sometimes I know it cheers me up, just to get a letter.
These words come from my heart to you, I hope they make you smile,
Because if they do, then I will know, it all has been worthwhile.**

Dear Veteran,

Sincerely yours, _____

Wreaths Across America

Lesson Plan

Teacher:	Date:
Grade: 3rd	Lesson: Live with Purpose, Love for One Another



Wreaths Across America & Veteran's Last Patrol

are partnering to send cards of gratitude to veterans in hospice care.

As you color this “*What is a Veterans’ Wreath*” page, please include a special note to a veteran. Take the time to reflect on the bouquets that make up a veterans’ wreath. Wreaths Across America will work with Veteran’s Last Patrol to distribute these letters to veterans across the



country.

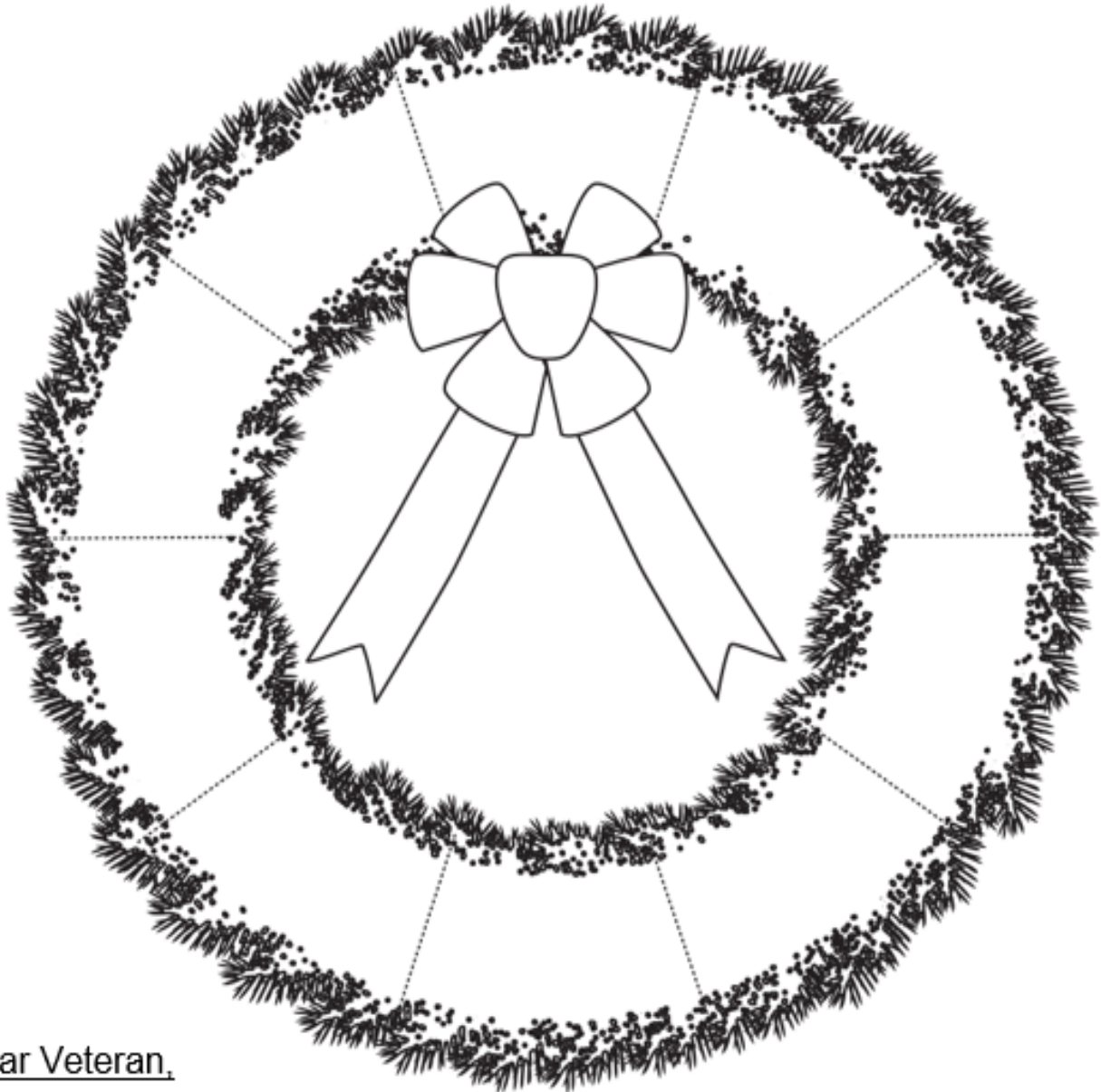


Visit www.wreathsasscrossamerica.org/veteranslastpatrol to sponsor a wreath and \$5 will be given back to Veteran’s Last Patrol to support their mission.

Wreaths Across America Lesson Plan

Teacher:	Date:
Grade: 3rd	Lesson: Live with Purpose, Love for One Another

COLOR YOUR WREATH Show YOUR
Love for One Another and Gratitude by writing a thank
you note for a veteran receiving hospice care.



Dear Veteran,

Sincerely yours,