


5<sup>th</sup> Grade Lesson Plan  
International Holocaust Remembrance Day  
January 27



# Wreaths Across America

## Lesson Plan

Teacher:	Date:
Grade: 5 <sup>th</sup>	Lesson: International Holocaust Remembrance Day January 27

<p><b>OBJECTIVES:</b> CCSS.ELA-LITERACY.RL.5.2 Determine a theme of a story, drama, or poem from details in the text, including how characters in a story or drama respond to challenges or how the speaker in a poem reflects upon a topic; summarize the text.</p> <p><b>NCSS, 2. Time, Continuity, and Change-</b>Through the study of the past and its legacy, learners examine the institutions, values, and beliefs of people in the past, acquire skills in historical inquiry and interpretation, and gain an understanding of how important historical events and developments have shaped the modern world.</p>	<p><b>STRATEGIES:</b></p> <ul style="list-style-type: none"> <li><input type="checkbox"/> Drawing/Coloring</li> <li><input type="checkbox"/> Writing</li> <li><input type="checkbox"/> Think/Pair/Share</li> <li><input type="checkbox"/> Collaboration</li> <li><input type="checkbox"/> Discussion Questions</li> <li><input type="checkbox"/> Small Groups</li> <li><input type="checkbox"/> Large Group</li> </ul>												
<p><b>MATERIALS:</b></p>	<p>Computer/laptop; internet (with access to YouTube); Smart Board; copies of the 5 W's Worksheet; copies of the Read Like Sherlock Holmes Finding the Theme of a Story; Copies of the <i>Yellow Star, the Legend of Christian X of Denmark</i> Word Search Puzzle</p>												
<p><b>Engage:</b> Hook the students</p>	<p>Think/Pair/Share Activity-Pair the students with a partner. Explain the T/P/S directions. The students will think of their answer, get with their partner, and share their answer. Explain: Today we will listen to the book <i>The Yellow Star, the Legend of King Christian X</i>. The story is a legend. Myths and legends are the traditional stories of different cultures passed down through generations. All countries and cultures have their own legends, and often these stories contain values important to the culture.</p> <p>In 1940, the Nazis occupied Denmark and King Christian X, had to find some way to resist their overwhelming power. When the order went out that all Jews must wear a yellow star on their clothes, the king had an idea that might just work. <b>T/P/S Question:</b> If you were the leader of a country, would you risk your own life to protect the citizens of your country? Why or why not?</p>												
<p><b>Explore:</b> Students make sense of a concept through observations.</p>	<p>Play the YouTube Read Aloud Book, <i>The Yellow Star, the Legend of King Christian X of Denmark</i>, Author-Carmen Agra Deedy, Illustrator-Henri Sorensen. <a href="https://youtu.be/CxJ6iE5murk?si=pJnZPKRFQ7XE0vnO">https://youtu.be/CxJ6iE5murk?si=pJnZPKRFQ7XE0vnO</a></p> <p>Whole class discussion: After viewing the video, ask the students what important Danish values are embedded in this legend? Why might people who were not Danes find this an inspiring story?</p> <p>Hand out copies of the 5 W's Worksheet. Allow students time to complete the activity.</p> <p>Hand out copies of the Read Like Sherlock Holmes Finding the Theme of a Story. Allow students time to complete the activity.</p> <p>Hand out Copies of the <i>Yellow Star, the Legend of Christian X of Denmark</i> Word Search Puzzle. Allow students time to complete the activity.</p>												
<p><b>Explain:</b> Teacher introduces formal vocabulary and language to students.</p>	<table style="width: 100%; border: none;"> <tr> <td style="padding-right: 20px;">legend</td> <td style="padding-right: 20px;">Danes</td> <td style="padding-right: 20px;">curfews</td> <td>Jews</td> </tr> <tr> <td style="padding-right: 20px;">King Christian X</td> <td style="padding-right: 20px;">Germany</td> <td style="padding-right: 20px;">resistance</td> <td>yellow stars</td> </tr> <tr> <td style="padding-right: 20px;">Denmark</td> <td style="padding-right: 20px;">Nazis</td> <td style="padding-right: 20px;">leaflets</td> <td>tailor</td> </tr> </table>	legend	Danes	curfews	Jews	King Christian X	Germany	resistance	yellow stars	Denmark	Nazis	leaflets	tailor
legend	Danes	curfews	Jews										
King Christian X	Germany	resistance	yellow stars										
Denmark	Nazis	leaflets	tailor										
<p><b>Elaborate:</b> Students apply what they have learned.</p>	<p>Students will gain an understanding of how important historical events and developments have shaped the modern world.</p>												
<p><b>Evaluate:</b> assessment.</p>	<p>The teacher will select the items to be used for formal/informal assessments.</p>												
<p><b>Enrichment/Service-Learning Project</b></p>	<p>Students can pick from many projects, see the last page of this lesson plan for suggestions; encourage students to share what they have learned with their class, family, and friends.</p>												

# Wreaths Across America Lesson Plan

Teacher:	Date:
Grade: 5 <sup>th</sup>	Lesson: International Holocaust Remembrance Day January 27

## 5 W's Worksheet

Name \_\_\_\_\_

### *The Yellow Star, the Legend of King Christian X of Denmark*


WHO?




WHAT?




WHEN?



WHERE?



WHY?




# Wreaths Across America Lesson Plan

Teacher:	Date:
Grade: 5 <sup>th</sup>	Lesson: International Holocaust Remembrance Day January 27


Name \_\_\_\_\_





## Read Like Sherlock Holmes, Finding the Theme of a Story

What is the title of the story? \_\_\_\_\_


 Does the title give you any clues about the theme? YES or NO


If your answer is yes, what clues does it give you? \_\_\_\_\_


 What are the repeated parts or ideas in the story?

-  \_\_\_\_\_
-  \_\_\_\_\_
-  \_\_\_\_\_
-  \_\_\_\_\_

 What lesson does the repeated parts of the story send to the reader? \_\_\_\_\_

 Is it a valuable life lesson? Why or Why not? \_\_\_\_\_

 Is it a life lesson you could find in other stories? YES or NO \_\_\_\_\_

 What is the theme of the story? \_\_\_\_\_



# Wreaths Across America Lesson Plan

Teacher:	Date:
Grade: 5 <sup>th</sup>	Lesson: International Holocaust Remembrance Day January 27

## ANSWER KEY


Name \_\_\_\_\_

 Read Like Sherlock Holmes, Finding the Theme of a Story 

What is the title of the story? **The Yellow Star, the Legend of King Christian X of Denmark**

 Does the title give you any clues about the theme? **YES** or NO

If your answer is yes, what clues does it give you? \_\_\_\_\_


 What are the repeated parts or ideas in the story?


 **Courage**


 **Heroism**

 **Concern for others**


 **The power of Unity for a good cause**

 What lesson does the repeated parts of the story send to the reader? **The repeated parts of the story tells the reader the Danes' combination of courage, heroism, a concern for the well-being of others and the power of unity for a good cause had powerful results.**

 Is it a valuable life lesson? Why or Why not? **This is a valuable life lesson. Even though the story is a legend, it says a lot about the good things that can happen when people share a common purpose and goal under good leadership.**

 Is it a life lesson you could find in other stories? **YES** or NO **You can find the life lesson that when people share a common purpose and goal under good leadership that they can accomplish many things together, for example, the story, the Little Red Hen.**

 What is the theme of the story? **The theme of the story is that people can do great things when they work together for a common purpose and goal.**



# Wreaths Across America Lesson Plan

Teacher:	Date:
Grade: 5 <sup>th</sup>	Lesson: International Holocaust Remembrance Day January 27

Name \_\_\_\_\_

## *The Yellow Star, the Legend of King Christian X of Denmark* Word Search Puzzle

Q	A	Z	T	A	I	L	O	R	W	S	X	E	D
D	C	V	R	T	G	B	Y	A	H	N	U	J	M
L	E	G	E	N	D	I	K	T	O	L	D	P	Q
K	I	N	G	C	H	R	I	S	T	I	A	N	X
W	E	R	M	T	Y	U	I	W	O	P	N	A	S
G	A	F	S	A	D	X	R	O	F	V	E	T	G
E	F	L	V	T	R	G	Y	L	H	N	S	U	J
R	M	A	A	S	Z	K	W	L	E	R	S	T	Y
M	P	G	L	M	O	K	J	E	W	S	N	H	I
A	Q	W	E	R	T	Y	U	Y	I	O	P	E	A
N	A	Z	I	S	S	D	F	G	H	J	K	R	L
Y	Z	R	E	S	I	S	T	A	N	C	E	O	D

legend	Yellow Star	Nazis	Jews
King Christian X	Danes	resistance	tailor
Denmark	Germany	hero	flag

## Wreaths Across America Lesson Plan

Teacher:	Date:
Grade: 5 <sup>th</sup>	Lesson: International Holocaust Remembrance Day January 27

### ANSWER KEY

Name \_\_\_\_\_

### *The Yellow Star, the Legend of King Christian X of Denmark* Word Search Puzzle

Q	A	Z	T	A	I	L	O	R	W	S	X	E	D
D	C	V	R	T	G	B	Y	A	H	N	U	J	M
L	E	G	E	N	D	I	K	T	O	L	D	P	Q
K	I	N	G	C	H	R	I	S	T	I	A	N	X
W	E	R	M	T	Y	U	I	W	O	P	N	A	S
G	A	F	S	A	D	X	R	O	F	V	E	T	G
E	F	L	V	T	R	G	Y	L	H	N	S	U	J
R	M	A	A	S	Z	K	W	L	E	R	S	T	Y
M	P	G	L	M	O	K	J	E	W	S	N	H	I
A	Q	W	E	R	T	Y	U	Y	I	O	P	E	A
N	A	Z	I	S	S	D	F	G	H	J	K	R	L
Y	Z	R	E	S	I	S	T	A	N	C	E	O	D

legend	Yellow Star	Nazis	Jews
King Christian X	Danes	resistance	tailor
Denmark	Germany	hero	flag

# Wreaths Across America

## Lesson Plan

Teacher:	Date:
Grade: 5 <sup>th</sup>	Lesson: International Holocaust Remembrance Day January 27

### Grades K-5 Service-Learning Projects

1. Draw pictures or make cards for servicemen and women overseas or veterans at a local VA Hospital or VA Home. [Operation Gratitude](#) sends over 250,000 packages to Servicemen and Women, and First Responders annually, the link above provides guidelines for participation in their program.
2. Make cards for Senior citizens in your community for the various holidays. Teachers/Parents can help their children by:
  - \* contacting local nursing homes, senior centers and VA Homes to determine the procedure they have for community involvement, the numbers of residents, etc.
  - \* setting up a calendar as a reminder to your child letting them know when certain holidays are coming.
  - \* providing materials: crayons, paper, coloring sheets for younger students
  - \* setting up a time for delivery of the cards to the facility, or help your child mail the cards at the Post Office.
3. Decorate placemats to be used for Senior citizens during the holidays with a special note or picture! Many agencies deliver meals to Seniors who have mobility problems and are on a fixed income. Teachers/Parents can help their children by:
  - \* contacting local agencies that provide meals for Seniors, coordinate with the agency to provide placemats for an upcoming holiday
  - \* talking with your child's teacher to see if this could be a classroom project
  - \* provide materials,
4. Donate gently used or new stuffed animals to a local fire department or police station to give to children in emergencies.
5. During your birthday month, donate cake mix, frosting, candles, and an age-appropriate toy in a box. Donate items to a local food pantry or school social worker for families in need of a birthday cake. Let your child decorate the bag/box with a birthday message. Parents can help their children by:
  - \* contacting a local food bank or their child's school to arrange a drop-off point
  - \* purchasing the items to donate
  - \* taking their child to be a part of the drop-off
6. Collect school supplies, coloring books/crayons or games to donate to local homeless shelters or local children's hospitals.
  - \* contacting a local food bank or their children's hospital to arrange a drop-off point
  - \* purchasing the items to donate
  - \* taking their child to be a part of the drop-off
7. Make a no-sew fleece blanket for a child in need with [Project Linus](#), or a Veteran in need with [Soldiers' Angels](#). Parents can help their children by:
  - \* log on to the Project Linus or Soldiers' Angels to check out the specifications for the blankets,
  - \* help their child purchase materials
  - \* help their child make the blanket if necessary
  - \* take their child to ship or deliver the blanket