

9th-12th Grade Lesson Plan Remember*Honor*Teach

The Heroes We Never Name

By M. Lucille Ford

Back of the men we honor
Enrolled on the scroll of fame.
Are the millions who go unmentioned -
The heroes we never name!
Those who have won us the victories.
Those who have made us a nation –
A tribute to them I would pay.

Back of our nation's first leader,
Of Lincoln and Wilson too,
Back of the mind directing our course
Was the army that carried it through.
Back of the generals and captains
Was the tramping of rank and file,
And back of them were the ones at home
Who labored with tear and with smile.

And What of the "everyday" heroes
Whose courage and efforts ne'er cease!
Toilers who struggle and labor and strive
And hope for a future of peace?
Hats off to the worthy leaders;
Their honor I'd ever acclaim –
But here's a cheer for the many brave,
The heroes we never name.



Wreaths Across America

Lesson Plan

Teacher:	Date:
Grades: 9-12	Lesson: Remember*Honor*Teach

<p>OBJECTIVES: NCSS: 4. Individual Development & Identity, 5. Individuals, Groups & Institutions CCSSI-ELA: Grades 9-10: L. 5. Demonstrate understanding of figurative language, word relationships, and nuances in word meanings. a. Interpret figures of speech (e.g., euphemism, oxymoron) in context and analyze their role in the text. Grades 11-12: L. 5. Demonstrate understanding of figurative language, word relationships, and nuances in word meanings. a. Interpret figures of speech (e.g., hyperbole, paradox) in context and analyze their role in the text.</p>	<p>STRATEGIES:</p> <ul style="list-style-type: none"> <input type="checkbox"/> Drawing <input type="checkbox"/> Writing <input type="checkbox"/> Write/Pair/Share <input type="checkbox"/> Collaboration <input type="checkbox"/> Discussion Questions <input type="checkbox"/> Small Groups <input type="checkbox"/> Large Group
MATERIALS:	Computer/laptop; internet (with access to YouTube); Smart Board; Copies of Write/Pair/Share Activity; Copies of Poem Analysis; Copies of the Concrete Poetry Worksheet; Copies of Wreaths Across America How Do You Get From Maine to Arlington? Maze
Engage: Hook the students	<p>Compare dictionary definitions of hero and idol with students and clarify the distinctions. Explain that anyone can become a hero when they act courageously and nobly. Define words for students using Webster's dictionary: Hero - a person of distinguished courage or ability, admired for his or her brave deeds and noble qualities. Idol - any person or thing regarded with blind admiration, adoration, or devotion.</p> <p>Write/Pair/Share Activity- Pair the students with a partner. Explain the W/P/S directions. The students will think of their answers, write them on their W/P/S paper, then get with their partner, and share their answer. After students share with their partner have each student share one of their characteristics of a hero with the class.</p> <p>Handout the Qualities of a Hero Write-Pair-Share Worksheet. Students will write the responses that differ from theirs on the W/P/S Worksheet. W/P/S Questions: Students have one minute to think about the following questions: 1. What is heroism? 2. What qualities or characteristics do heroes have?</p>
Explore: Students make sense of a concept through observations.	<p>Students will complete the Poem Analysis <i>Heroes We Never Name</i>. Play the interview with Morrill Worcester, founder of Wreaths Across America. https://www.dvidshub.net/video/441725/wreaths-across-america-morrill-worcester</p> <p>Play the YouTube Video of Gold Star Mother Ruth Stonesifer https://youtu.be/hLxRsE7X6Rg</p> <p>Students will complete the Concrete Poetry Worksheet.</p> <p>Students will complete the Wreaths Across America How Do You Get From Maine to Arlington? Maze</p>
Explain: Teacher introduces formal vocabulary and language to students.	Teacher will select vocabulary.
Elaborate: Students apply what they have learned.	Explain to students veterans make a commitment to the service of our country. Veterans and their families make many sacrifices for the freedoms we all enjoy in the United States. Students will brainstorm a way to serve in their local communities in honor of our veterans.
Evaluate: assessment.	Teachers should choose which activities to use as formal/informal assessments.
Enrichment/Service-Learning Project	Write/design a holiday Thank-You Note to a Veteran mail them to a VA Hospital or VA Home for the holidays! Or chose an activity from the list on the last page to honor our veterans.

Wreaths Across America Lesson Plan

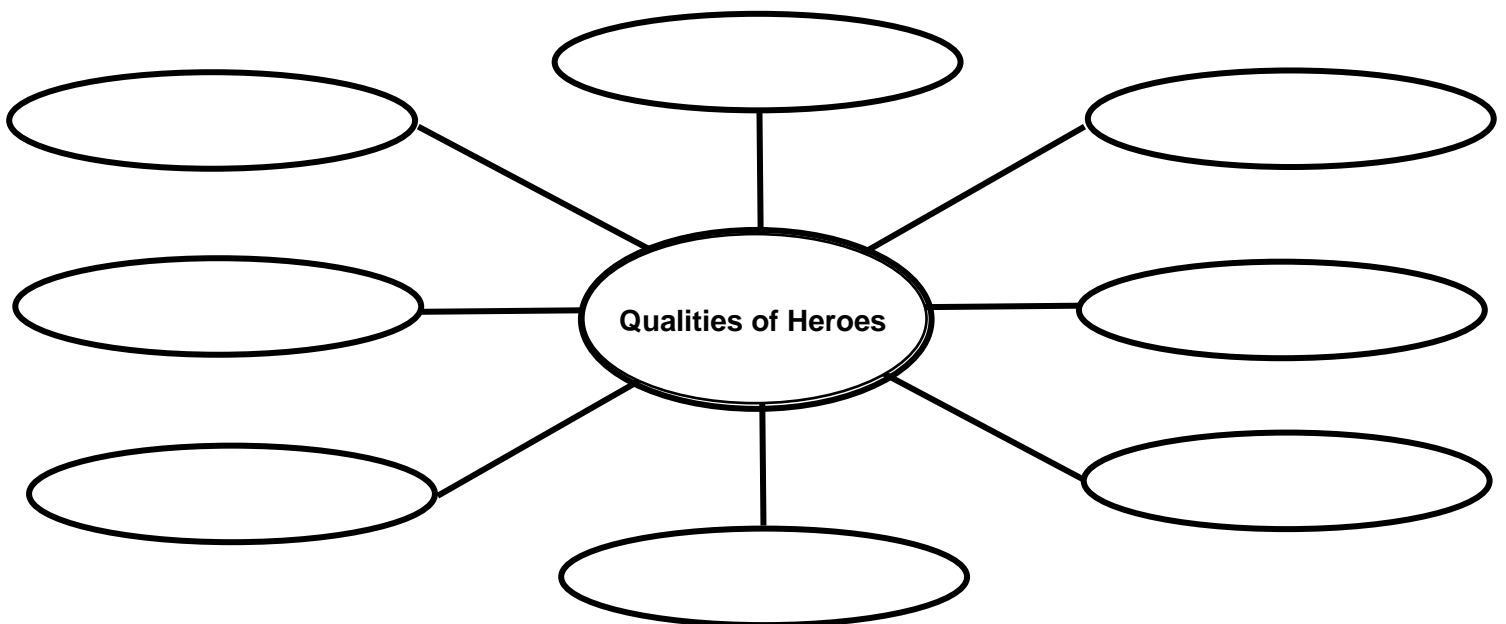
Teacher:	Date:
Grades: 9-12	Lesson: Remember*Honor*Teach

Name _____

Write-Pair-Share

1. What is heroism?
2. What qualities or characteristics do heroes have?

As other students share their thoughts on the qualities/characteristics of a hero, write additional qualities in the diagram below:



In your opinion, what are the TOP 3 Qualities/Characteristics of a Hero you heard today. List them in the spaces provided below:

1. _____ 2. _____ 3. _____

In one paragraph, who do you know that exemplifies the 3 characteristics of a hero that you selected.

Wreaths Across America

Lesson Plan

Teacher:	Date:
Grades: 9-12	Lesson: Remember*Honor*Teach

Name _____

Poem Analysis

<p>Directions:</p> <ul style="list-style-type: none"> •Number the lines •Put [brackets] around each stanza (group of 4 lines) •Underline rhyming words •Write the rhyme scheme on the left <p>Heroes We Never Name</p> <p>Back of the men we honor Enrolled on the scroll of fame, Are the millions who go unmentioned - The heroes we never name! Those who have won us the victories, And conquered along the way; Those who have made us a nation - A tribute to them I would pay.</p> <p>Back of our nation's first leader, Of Lincoln and Wilson, too, Back of the mind directing our course Was the army that carried it through. Back of the generals and captains Was the tramping of rank and file, And back of them were the ones at home Who labored with tear and with smile.</p> <p>And What of the "everyday" heroes Whose courage and efforts never cease! Toilers who struggle and labor and strive And hope for a future of peace? Hats off to the worthy leaders; Their honor I'd ever acclaim - But here's a cheer for the many brave, The heroes we never name.</p> <p>By M. Lucille Ford</p>	<p>Subject matter - what is the poem about?</p> <hr/> <p>Theme - what is the message of the poem?</p> <hr/> <p>Emotions - what is the tone? Mood?</p> <hr/> <p>Poetic devices - Look for figurative language and sound devices.</p> <ul style="list-style-type: none"> ◦Alliteration - ◦Assonance - ◦Consonance - ◦Onomatopoeia - ◦Allusion - ◦Symbolism - <hr/> <p>Understanding - what do you think it all means?</p> <hr/> <p>Positioning - look at the graphic elements in the poem.</p> <ul style="list-style-type: none"> Capitalization - Punctuation - Line breaks - Word position/White space -
---------------------------------------------------------------------------------------------------------------------------------------------------------------------------------------------------------------------------------------------------------------------------------------------------------------------------------------------------------------------------------------------------------------------------------------------------------------------------------------------------------------------------------------------------------------------------------------------------------------------------------------------------------------------------------------------------------------------------------------------------------------------------------------------------------------------------------------------------------------------------------------------------------------------------------------------------------------------------------------------------------------------------------------------------------------------------------------------------------------------------------------------------------------------------------------------------------------------------------------------------------------	----------------------------------------------------------------------------------------------------------------------------------------------------------------------------------------------------------------------------------------------------------------------------------------------------------------------------------------------------------------------------------------------------------------------------------------------------------------------------------------------------------------------------------------------------------------------------------------------------------------------------------------------------------------------------------------------------------------------------------------------------------

Wreaths Across America Lesson Plan

Teacher:	Date:
Grades: 9-12	Lesson: Remember*Honor*Teach

Visit www.wreathscrossamerica.org to learn about our mission to *Remember, Honor, Teach*, sponsor a wreath for a veteran at any participating cemetery, or sign up to volunteer.

*A veterans' wreath is a symbol of **HONOR, RESPECT, and VICTORY.***



10 BALSAM BOUQUETS make up each veterans' wreath, representing the

10 SPECIAL QUALITIES that our veterans embody.



Evergreens =
**LONGEVITY
& ENDURANCE**



Red Bow =
**GREAT
SACRIFICE**



Forest Scent =
**PURITY &
SIMPLICITY**



Circular Shape =
ETERNITY

1. Their **BELIEF** in a greater good
2. Their **LOVE** for each other
3. Their **STRENGTH**, work ethic, & character
4. Their **HONESTY** & integrity
5. Their **HUMILITY**, selflessness, & modesty
6. Their **AMBITIONS** & aspirations
7. Their **OPTIMISM** for America
8. Their **CONCERN** for the future
9. Their **PRIDE** in their duties
10. Their **HOPES & DREAMS** that didn't always come true, but left them with no regrets

Remember-Honor-Teach

Wreaths Across America

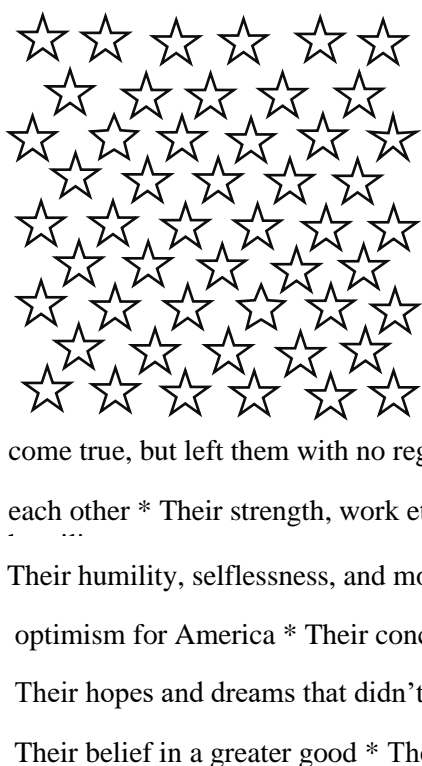
Lesson Plan

Teacher:	Date:
Grades: 9-12	Lesson: Remember*Honor*Teach

Name _____

10 Special Qualities That Embody Our Veterans-Concrete Poetry

Concrete poetry—sometimes also called ‘shape poetry’—is poetry whose visual appearance matches the topic of the poem. The words form shapes which illustrate the poem’s subject as a picture, as well as through their literal meaning. **Outline Poems**-A common way to make the visual structure reflect the subject of the poem is to fill an outline shape that relates to the topic of the poem. The words in this type of poetry, unlike traditional poetry, do not have to rhyme. Here is an example of a concrete poem, that includes all 10 of the Qualities that Our Veterans Embody:

	<p>Their belief in a greater good * Their love for each other * Their strength, work ethic and character * Their honesty and integrity * Their humility, selflessness, and modesty * Their ambitions and aspirations * Their optimism for America * Their concern for the future * Their pride in their duties * Their hopes and dreams that didn't always come true, but left them with no regrets * Their belief in a greater good * Their love for each other * Their strength, work ethic and character * Their honesty and integrity * Their humility, selflessness, and modesty * Their ambitions and aspirations * Their optimism for America * Their concern for the future * Their pride in their duties * Their hopes and dreams that didn't always come true, but left them with no regrets * Their belief in a greater good * Their love for each other * Their strength, work ...</p>
------------------------------------------------------------------------------------	----------------------------------------------------------------------------------------------------------------------------------------------------------------------------------------------------------------------------------------------------------------------------------------------------------------------------------------------------------------------------------------------------------------------------------------------------------------------------------------------------------------------------------------------------------------------------------------------------------------------------------------------------------------------------------------------------------------------------------------------------------------------------------------------------------------------------------------------------------------------------------------------------


<p>NOW, It is Time to Write Your Concrete Poem DIRECTIONS: 1. Choose one of the Veterans’ Qualities from the list on the right for your poem. Think of a shape that represents the quality you selected. 2. Draw a simple outline of its shape on paper or on the computer. If you’re using paper, draw with a pencil not a pen. 3. Write your poem normally. Try to describe how the subject makes you feel. The words will be fitted into your drawing, so don’t make it too long!! 4. Remember, the poem does not have to rhyme.</p>	<p>A veterans’ wreath is a symbol of HONOR, RESPECT, and VICTORY. Each of the 10 balsam bouquets that comprises a veteran’s wreath symbolizes 10 special qualities.</p> <ol style="list-style-type: none"> 1. Their BELIEF in a greater good 2. Their LOVE for each other 3. Their STRENGTH, work ethic, & character 4. Their HONESTY & integrity 5. Their HUMILITY, selflessness, & modesty 6. Their AMBITIONS & aspirations 7. Their OPTIMISM for America 8. Their CONCERN for the future 9. Their PRIDE in their duties 10. Their HOPES & DREAMS that didn’t always come true, but left them with no regrets
----------------------------------------------------------------------------------------------------------------------------------------------------------------------------------------------------------------------------------------------------------------------------------------------------------------------------------------------------------------------------------------------------------------------------------------------------------------------------------------------------------------------------------------------------------------------------------------------------------------	-----------------------------------------------------------------------------------------------------------------------------------------------------------------------------------------------------------------------------------------------------------------------------------------------------------------------------------------------------------------------------------------------------------------------------------------------------------------------------------------------------------------------------------------------------------------------------------------------------------------------------------------------------------------------------------------------------------------------------------------------------------------------------------------------------------

Wreaths Across America Lesson Plan

Teacher:	Date:
Grades: 9-12	Lesson: Remember*Honor*Teach

Name _____

Wreaths Across America How Do You Get From Maine to Arlington? Columbia Falls, Maine **ENTER**



EXIT

Arlington National Cemetery

Remember-Honor-Teach

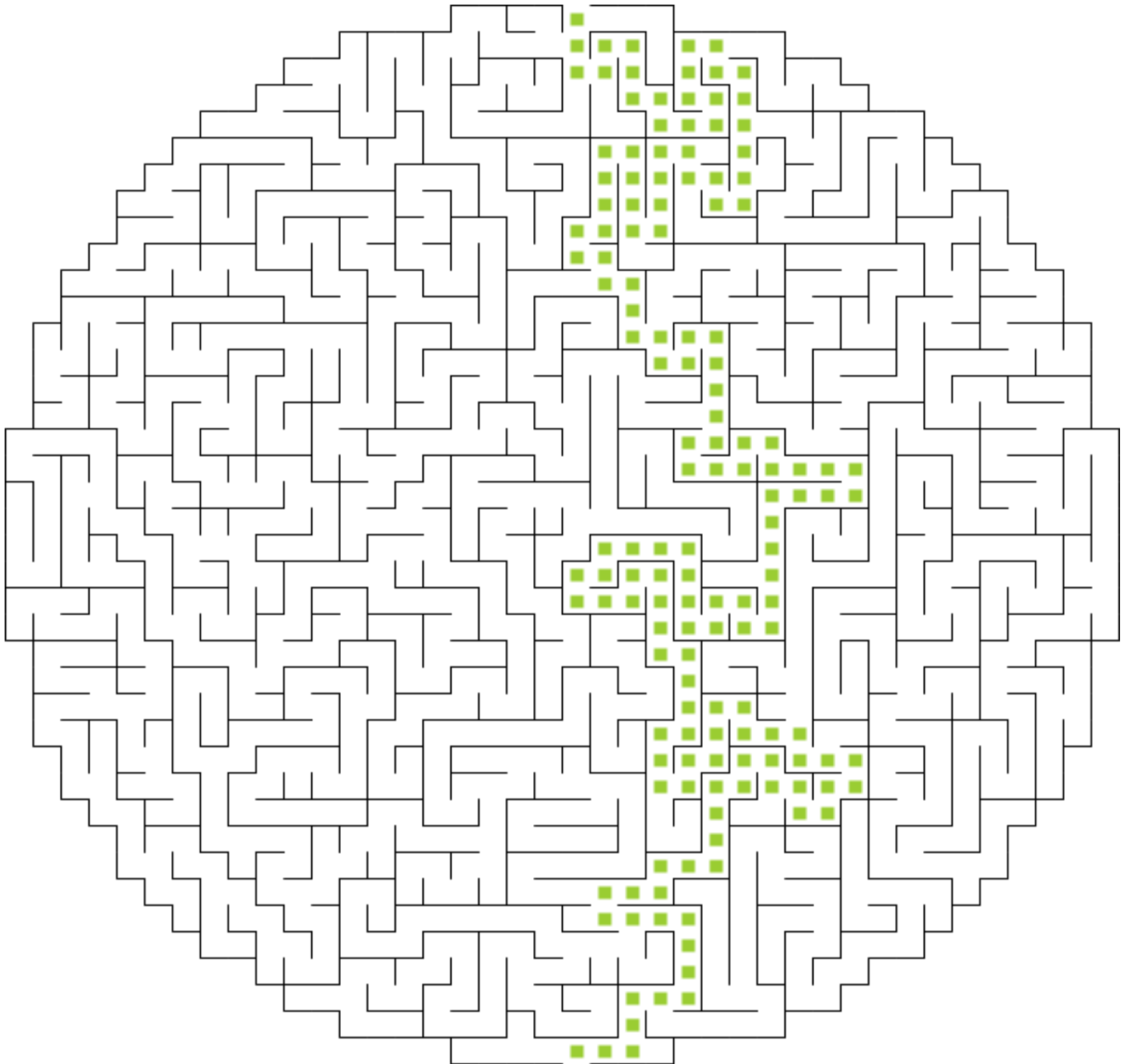
Wreaths Across America Lesson Plan

Teacher:	Date:
Grades: 9-12	Lesson: Remember*Honor*Teach

Name _____

ANSWER KEY

Wreaths Across America How Do You Get From Maine to Arlington? Columbia Falls, Maine ENTER



EXIT

Arlington National Cemetery

Remember-Honor-Teach

Wreaths Across America

Lesson Plan

Teacher:	Date:
Grades: 9-12	Lesson: Remember*Honor*Teach



“Find a Way to Serve”

- Form a school club whose focus is community service work. Organize it so it is sustainable, so future classes can participate.
- Volunteer to tutor students who need help with academic work or study skills.
- Read aloud to a person who is visually impaired.
- Organize a reading hour for children at your school or library.
- Make reading or math flashcards for elementary students.
- Set up a buddy system at your school for students with special needs.
- Coordinate with school resource officers to create a booklet that teaches young children how to stay safe at home while their parents are away.
- Collect shoes, eyeglasses, etc. for children in a third world country
- Create a cookbook to sell and donate profits to charity.
- Organize a food or clothing drive and donate the proceeds to a local charity.
- Organize a food drive for a local animal shelter.
- Volunteer at a local animal shelter.
- Help an elderly neighbor with yard work.
- Interview senior citizens and report on – personal histories, community, and stories of character.
- Make gift baskets and deliver to senior citizens or veterans in hospitals.
- Sing, perform a play, give a magic show, host a dance, or play an instrument for senior citizens.
- Become pen pals with residents of a local senior center.
- Help an elderly neighbor with their yard work.
- Work with senior citizens to create a "then and now" book on themes such as school, childhood games, work, recreation food, music, etc.
- Translate town pamphlets and flyers into other languages to help community members who do not speak English.
- Organize and host an event to help prepare students making the transition to (middle school or high school).
- Volunteer at your local public library once a week.
- Volunteer at a local soup kitchen or food bank.

DoSomething.org is the largest non-profit exclusively for young people and social change. Their digital platform activates millions of young people to create offline impact across the globe.