

# Memorial Day Lesson Plan 4<sup>th</sup> Grade



# Wreaths Across America

## Lesson Plan

Teacher:	Date:
Grade: 4 <sup>th</sup>	Lesson: Memorial Day; Service-Learning Project on Memorial Day in Remembrance of Our Fallen Heroes

<p><b>OBJECTIVES</b> CCSS.ELA-LITERACY.RL.4.1 Refer to details and examples in a text when explaining what the text says explicitly and when drawing inferences from the text.</p> <p>CCSS.ELA-LITERACY.RL.4.2 Determine a theme of a story, drama, or poem from details in the text; summarize the text.</p> <p>CCSS.ELA-LITERACY.RL.4.3 Describe in depth a character, setting, or event in a story or drama, drawing on specific details in the text (e.g., a character's thoughts, words, or actions).</p>	<p><b>STRATEGIES:</b></p> <ul style="list-style-type: none"> <li><input type="checkbox"/> Drawing/Coloring</li> <li><input type="checkbox"/> Writing</li> <li><input type="checkbox"/> K-W-L Worksheet</li> <li><input type="checkbox"/> Collaboration</li> <li><input type="checkbox"/> Discussion Questions</li> <li><input type="checkbox"/> Small Groups</li> <li><input type="checkbox"/> Large Group</li> <li><input type="checkbox"/> Story Elements Worksheet</li> </ul>									
<b>MATERIALS:</b>	Computer/laptop; internet (with access to YouTube); Smart Board; copies of the K-W-L Worksheet, copies of the Story Elements Worksheet; copies of the Setting Graphic Organizer; copies of The Making of a Memorial Day Quilt									
<b>Engage:</b> Hook the students	Activity – Hand out the Memorial Day K-W-L Worksheet. Give the students a few minutes to fill in the first section- “What I Know”. Play the History of Memorial Day Video, <a href="https://youtu.be/YChfpVD5xpk">https://youtu.be/YChfpVD5xpk</a> Students will complete the K-W-L Worksheet.									
<b>Explore:</b> Students make sense of a concept through observations.	Play the video of the Read Aloud book, <i>The Wall</i> , Author Eve Bunting, <a href="https://youtu.be/BTjw-E5AAko">https://youtu.be/BTjw-E5AAko</a> <b>Explain</b> Memorial Day is a day to honor and remember veterans who have died. Memorial Day is celebrated on the last Monday in May. On Memorial Day, many Gold Star Families go to the cemetery where their loved ones are buried, to place flowers or flags, just like they did on Remembrance Day in 1865. Play the Memorial Day Tribute, "Thank You", <a href="https://youtu.be/arSiv9PRo04">https://youtu.be/arSiv9PRo04</a> Hand out the Story Elements for the Wall and the Setting Graphic Organizer Worksheets, students will complete both worksheets. Students will complete the K-W-L. Hand out The Making a Memorial Day Quilt Activity.									
<b>Explain:</b> Teacher introduces formal vocabulary and language to students.	<table style="width: 100%; border: none;"> <tr> <td style="width: 33%;">Remembrance Day</td> <td style="width: 33%;">The Vietnam War</td> <td style="width: 33%;">Tomb of the Unknowns</td> </tr> <tr> <td>Memorial Day</td> <td>Gold Star Mother</td> <td>Ronald Reagan</td> </tr> <tr> <td>The Wall</td> <td>Gold Star Family</td> <td></td> </tr> </table>	Remembrance Day	The Vietnam War	Tomb of the Unknowns	Memorial Day	Gold Star Mother	Ronald Reagan	The Wall	Gold Star Family	
Remembrance Day	The Vietnam War	Tomb of the Unknowns								
Memorial Day	Gold Star Mother	Ronald Reagan								
The Wall	Gold Star Family									
<b>Elaborate:</b> Students apply what they have learned.	Refer to details and examples in a text when explaining what the text says explicitly and when drawing inferences from the text. Determine a theme of a story, drama, or poem from details in the text; summarize the text. Describe in depth a character, setting, or event in a story or drama, drawing on specific details in the text.									
<b>Evaluate:</b> assessment.	Teacher will choose the items to be used for formal and informal assessment.									
<b>Enrichment/Service-Learning Project</b>	Students can pick from many projects, placing small flags on the graves of fallen heroes at a local cemetery; making cards for veterans in a local VA Home, VA Hospital or nursing home; share what you have learned about Memorial Day in class with your family and friends; participate in the Wreaths Across America Youth Service Project available for download <a href="#">here</a> .									

**Wreaths Across America  
Lesson Plan**

Teacher:	Date:
Grade: 4 <sup>th</sup>	Lesson: Memorial Day; Service-Learning Project on Memorial Day in Remembrance of Our Fallen Heroes

NAME \_\_\_\_\_

## K-W-L Memorial Day

<b>What I KNOW?</b>	<b>What I WANT to Know?</b>	<b>What I LEARNED?</b>

**Wreaths Across America  
Lesson Plan**

Teacher:	Date:
Grade: 4 <sup>th</sup>	Lesson: Memorial Day; Service-Learning Project on Memorial Day in Remembrance of Our Fallen Heroes

**NAME** \_\_\_\_\_

**Story Elements for *The Wall* by Eve Bunting**

Name of the Story:

Setting:

Character:

Plot:

Summarize the Story:

---

---

---

---

---

---

---

---

---

---

Theme (Lesson Learned)

Your Response:

---

---

---

---

---

---


# Wreaths Across America Lesson Plan

Teacher:	Date:
Grade: 4 <sup>th</sup>	Lesson: Memorial Day; Service-Learning Project on Memorial Day in Remembrance of Our Fallen Heroes

NAME \_\_\_\_\_


## Setting Graphic Organizer

The **setting** of a story is the time and place in which the events happen. It includes the physical, historical, and cultural settings of a story. It includes the *situation* in which a character or characters find themselves. There might be one, or multiple settings in a story. The setting affects the plot, or events, of the story.




Where does the story take place?

Circle one: Fictional    Non-fictional




When does the story take place?

Circle one of the following times:  
Clock      Calendar      Seasonal      Historical



Is the setting important in this story? Why or Why Not?



How would the story change if the setting changed?

# Wreaths Across America Lesson Plan

Teacher:	Date:
Grade: 4 <sup>th</sup>	Lesson: Memorial Day; Service-Learning Project on Memorial Day in Remembrance of Our Fallen Heroes

Student Name \_\_\_\_\_

## The Making of a Memorial Day Quilt

Using information you learned in *The Wall*, draw and color a picture in the square below to remember and honor the brave men and women who died protecting our freedoms. It should be something a person might leave at The Wall or a headstone to honor someone they knew. In the United States, Memorial Day is observed on the last Monday in May. Memorial Day honors those who have died while serving in the armed forces, and those who are missing in action. When all of the pictures are finished, cut out the squares, and join them all together to make a class Memorial Day Remembrance Quilt.



# Wreaths Across America Lesson Plan

Teacher:	Date:
Grade: 4 <sup>th</sup>	Lesson: Memorial Day; Service-Learning Project on Memorial Day in Remembrance of Our Fallen Heroes

Name \_\_\_\_\_

## THE WALL WORD SEARCH PUZZLE

R	E	M	E	M	B	R	A	N	C	E	D	A	Y
O	Q	R	E	H	T	A	F	A	Z	W	S	X	A
N	E	D	F	C	P	I	C	T	U	R	E	S	D
A	R	F	L	V	A	L	E	T	T	E	R	S	L
L	T	G	O	B	P	Y	H	H	N	U	J	M	A
D	I	K	W	O	E	L	P	E	Q	W	E	T	I
R	R	T	E	G	R	B	Y	W	H	N	S	U	R
E	J	G	R	A	N	D	F	A	T	H	E	R	O
A	M	O	S	P	Q	A	Z	L	W	S	M	X	M
G	N	H	J	K	D	S	A	L	X	C	A	U	E
A	S	Z	A	E	R	B	V	I	E	T	N	A	M
N	Y	G	P	E	N	C	I	L	D	S	J	K	B

The Wall	Vietnam	Letters	Memorial Day	Names
Pictures	Hero	Paper	Ronald Reagan	Pencil
Flags	Grandfather	Remembrance Day	Flowers	Father

# Wreaths Across America Lesson Plan

Teacher:	Date:
Grade: 4 <sup>th</sup>	Lesson: Memorial Day; Service-Learning Project on Memorial Day in Remembrance of Our Fallen Heroes

## ANSWER KEY

Name \_\_\_\_\_

### THE WALL WORD SEARCH PUZZLE

R	E	M	E	M	B	R	A	N	C	E	D	A	Y
O	Q	R	E	H	T	A	F	A	Z	W	S	X	A
N	E	D	F	C	P	I	C	T	U	R	E	S	D
A	R	F	L	V	A	L	E	T	T	E	R	S	L
L	T	G	O	B	P	Y	H	H	N	U	J	M	A
D	I	K	W	O	E	L	P	E	Q	W	E	T	I
R	R	T	E	G	R	B	Y	W	H	N	S	U	R
E	J	G	R	A	N	D	F	A	T	H	E	R	O
A	M	O	S	P	Q	A	Z	L	W	S	M	X	M
G	N	H	J	K	D	S	A	L	X	C	A	U	E
A	S	Z	A	E	R	B	V	I	E	T	N	A	M
N	Y	G	P	E	N	C	I	L	D	S	J	K	B

The Wall	Vietnam	Letters	Memorial Day	Names
Pictures	Hero	Paper	Ronald Reagan	Pencil
Flags	Grandfather	Remembrance Day	Flowers	Father