


Memorial Day
Lesson Plan
2nd Grade



Wreaths Across America

Lesson Plan

Teacher:	Date:
Grade: 2 nd Grade	Lesson: Memorial Day

<p>OBJECTIVES: <u>CCSS.ELA-LITERACY.W.2.7</u> Participate in shared research and writing projects (e.g., read a number of books on a single topic to produce a report; record science observations). <u>CCSS.ELA-LITERACY.W.2.8</u> Recall information from experiences or gather information from provided sources to answer a question.</p>	<p>STRATEGIES:</p> <ul style="list-style-type: none"> <input type="checkbox"/> Drawing/Coloring <input type="checkbox"/> Think/Pair/Share <input type="checkbox"/> Collaboration <input type="checkbox"/> Discussion Questions <input type="checkbox"/> Small Groups <input type="checkbox"/> Large Group <p>*Before conducting this lesson, make sure you are aware of students who may have parents deployed in the Military, or who may be Gold Star Children.</p>									
MATERIALS:	Computer/laptop; internet (with access to YouTube); Smart Board; copies of the Memorial Day Word Search; copies of the Memorial Day Poppy Wreath Coloring Sheet; copies of the Memorial Day Main Ideas Worksheet; copies of Make Your Own Poppy Out of Circles and Ovals Activity									
Engage: Hook the students	Share the Power Point by clicking on the link, What is Memorial Day? Think/Pair/Share Activity- Pair the students with a partner. Explain the T/P/S directions. The students will think of their answer, get with their partner and share their answer. T/P/S Question: What can you do to honor a fallen hero on Memorial Day?									
Explore: Students make sense of a concept through observations.	Play the video, <i>Memorial Day (History for Kids) Educational Videos for Students (Learning Cartoon Network)</i> https://youtu.be/SGdg6cf2TpE PowerPoint and Video Reflection Questions: What is Memorial Day? Who does Memorial Day honor? When do we observe Memorial Day? What was Memorial Day called originally? What is the difference in Veterans Day and Memorial Day? What time do Americans pause on Memorial Day to honor those who have died in the military? What is the official flower of Memorial Day? Why was the poppy selected as the official flower of Memorial Day? Why is it important for Americans to recognize Memorial Day? What is one way you will honor America's Fallen Heroes?									
Explain: Teacher introduces formal vocabulary and language to students.	<table style="width: 100%; border: none;"> <tr> <td style="width: 33%;">honor</td> <td style="width: 33%;">Civil War</td> <td style="width: 33%;">poppies</td> </tr> <tr> <td>sacrifice</td> <td>Decoration Day</td> <td>Flanders Fields</td> </tr> <tr> <td>bravery</td> <td>Memorial Day</td> <td>Taps</td> </tr> </table>	honor	Civil War	poppies	sacrifice	Decoration Day	Flanders Fields	bravery	Memorial Day	Taps
honor	Civil War	poppies								
sacrifice	Decoration Day	Flanders Fields								
bravery	Memorial Day	Taps								
Elaborate: Students apply what they have learned.	Students will answer the Oral Question and Answer video reflection questions from the <i>Memorial Day</i> video; students will complete the Memorial Day Word Search; and the Coloring Worksheet.									
Evaluate: assessment.	Memorial Day Main Ideas and Details Worksheet; Memorial Day Poppy Wreath Coloring Worksheet; Memorial Day Word Search; Memorial Day Main Ideas Worksheet									
Enrichment/Service-Learning Project	Students can complete the Make Your Own Poppy Out of Circles and Ovals Activity and make a field of Poppies for our Fallen Heroes in their classroom or in the halls of their school.									

Wreaths Across America Lesson Plan

Teacher:	Date:
Grade: 2 nd Grade	Lesson: Memorial Day

Student Name _____

Memorial Day Main Idea and Details Worksheet

Read the Main Idea, write 4 details that support the Main Idea in the boxes below.


Main Idea

Memorial Day is an important holiday in the United States.


DETAIL 1




DETAIL 2



DETAIL 3



DETAIL 4



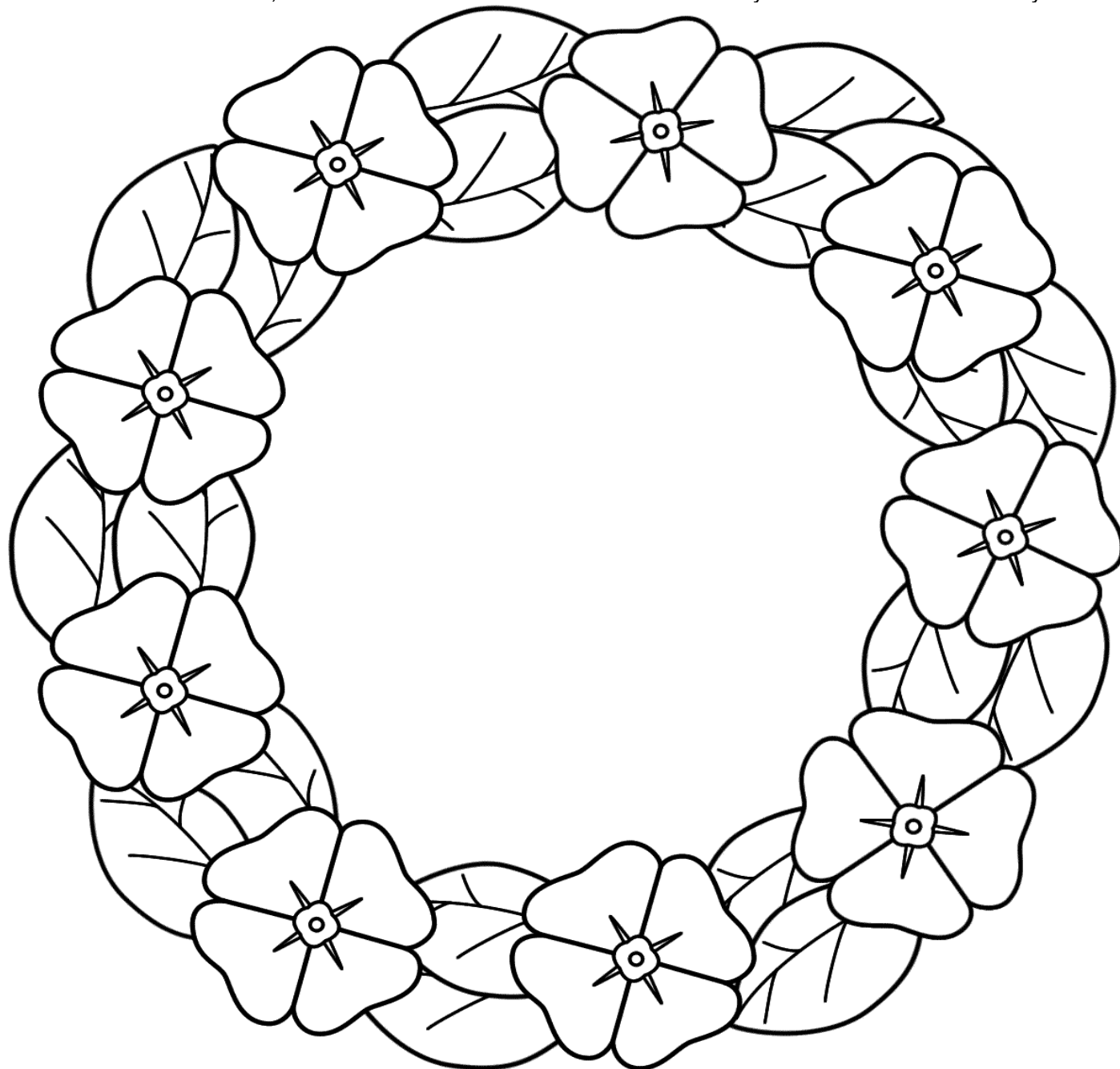
Wreaths Across America Lesson Plan

Teacher:	Date:
Grade: 2 nd Grade	Lesson: Memorial Day

Student Name _____

Memorial Day Poppy Wreath

Color the wreath, write 2 sentences inside the wreath about why we observe Memorial Day.



Memorial Day Honor the Fallen

Wreaths Across America Lesson Plan

Teacher:	Date:
Grade: 2 nd Grade	Lesson: Memorial Day

Student Name _____

Memorial Day Wordsearch Puzzle

Q	A	Z	W	S	S	X	E	D	C	R	F	V	T	G
N	Y	J	M	A	U	K	S	E	R	V	I	C	E	Y
O	L	P	Q	C	A	Z	W	C	S	X	E	A	D	R
H	O	N	O	R	E	C	D	O	B	S	E	R	V	E
P	O	P	P	I	E	S	B	R	Y	H	N	M	M	V
P	S	O	L	F	A	Z	Q	A	W	S	X	E	E	A
R	E	F	V	I	B	E	D	T	A	P	S	D	C	R
G	R	M	J	C	G	B	N	I	J	U	O	F	L	B
Y	V	H	R	E	D	P	P	O	P	M	J	O	L	R
T	E	D	S	W	B	C	T	N	D	V	Q	R	X	O
T	M	B	N	P	A	R	A	D	E	B	G	C	N	Q
R	E	S	P	E	C	T	V	A	S	D	X	E	H	T
Y	R	E	C	V	Y	U	L	Y	H	O	F	S	D	B
R	M	E	M	O	R	I	A	L	D	A	Y	B	V	S

Decoration Day
Service
Armed Forces

Bravery
Respect
Poppies

Sacrifice
Observe
Red

Honor
Taps

Parade
Memorial Day

Wreaths Across America Lesson Plan

Teacher:	Date:
Grade: 2 nd Grade	Lesson: Memorial Day

Student Name _____

Answer Key

Memorial Day Wordsearch Puzzle

Q	A	Z	W	S	S	X	E	D	C	R	F	V	T	G
N	Y	J	M	A	U	K	S	E	R	V	I	C	E	Y
O	L	P	Q	C	A	Z	W	C	S	X	E	A	D	R
H	O	N	O	R	E	C	D	O	B	S	E	R	V	E
R	B	F	V	I	T	G	B	R	Y	H	N	M	M	V
P	S	O	L	F	A	Z	Q	A	W	S	X	E	E	A
P	O	P	P	I	E	S	D	T	A	P	S	D	C	R
G	R	M	J	C	G	B	N	I	J	U	O	F	L	B
Y	V	H	R	E	D	P	P	O	P	M	J	O	L	R
T	E	D	S	W	B	C	T	N	D	V	Q	R	X	O
T	M	B	N	P	A	R	A	D	E	B	G	C	N	Q
R	E	S	P	E	C	T	V	A	S	D	X	E	H	T
Y	R	E	C	V	Y	U	L	Y	H	O	F	S	D	B
R	M	E	M	O	R	I	A	L	D	A	Y	B	V	S

Decoration Day
Service
Armed Forces

Bravery
Respect
Poppies

Sacrifice
Observe
Red

Honor
Taps

Parade
Memorial Day

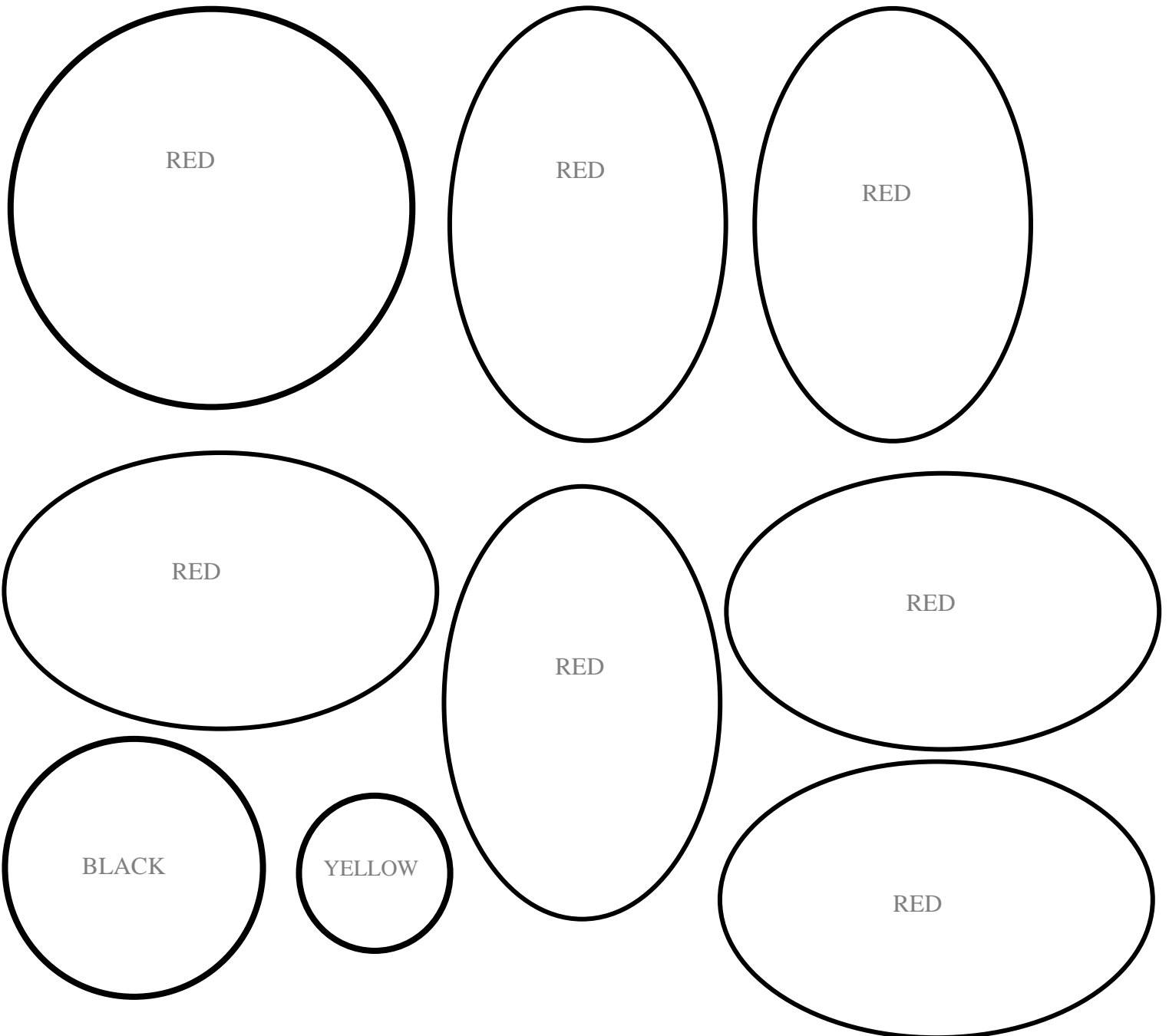
Wreaths Across America Lesson Plan

Teacher:	Date:
Grade: 2 nd Grade	Lesson: Memorial Day

Make Your Own Poppy Out of Circles and Ovals!

MATERIALS: Red, Black, Yellow crayons; glue; scissors; green pipe cleaner


DIRECTIONS: Color the fronts of each shape according to the color marked. Cut out each of the shapes. Color the backs of the largest circle and the ovals red. Roll each of the petals around your pencil to give them a little curve. Glue the black circle in the center of the large circle, glue the yellow circle in the center of the black circle, allow the glue to dry. Glue the oval shapes on the outside edge of the large circle. Tape pipe cleaner to the back



Wreaths Across America Lesson Plan

Teacher:	Date:
Grade: 2 nd Grade	Lesson: Memorial Day

How to Make Your Own Poppy Out of Circles and Ovals!



Remember-Honor-Teach