



You are kidding me, RIGHT???
WE JUST GOT OUT of SCHOOL....

Welcome Back to School

5th Grade!!



Nope, not kidding!!
But don't worry,
5th Grade is
AWESOME!!

Teachers, don't you worry either, WAA has some great resources for **FREE!**



Wreaths Across America

Lesson Plan

Teacher:	Date:
Grade: 5 th	Lesson: Back to School, Superstar Service Learning-Kindness

<p>OBJECTIVES: <u>CCSS.ELA-LITERACY.RL.5.3</u> Compare and contrast two or more characters, settings, or events in a story or drama, drawing on specific details in the text (e.g., how characters interact).</p>	<p>STRATEGIES:</p> <ul style="list-style-type: none"> <input type="checkbox"/> Drawing/Coloring <input type="checkbox"/> Writing <input type="checkbox"/> Think/Pair/Share <input type="checkbox"/> Collaboration <input type="checkbox"/> Discussion Questions <input type="checkbox"/> Small Groups <input type="checkbox"/> Large Group
--	--

MATERIALS:	Computer/laptop; internet (with access to YouTube); Smart Board; Copies Character Traits Enemy Pie Graphic Organizer; Copies of Synonyms for Common Character Traits; Copies Character Traits Wordsearch; Copies of the Find a Friend Who Icebreaker; Copies of Practice, Practice, Practice Math Review for You Worksheet; Copies of My First Day of 5 th Grade; Copies of 5 th Grade Superstars
Engage: Hook the students	Kids Book Read Aloud: ENEMY PIE by Derek Munson and Tara Calahan King, https://youtu.be/b_I9NgXKtC8?t=14 Think/Pair/Share Activity- Pair the students with a partner. Explain the T/P/S directions. The students will think of their answer, get with their partner and share their answer. T/P/S Question: What do you think the author wanted you to learn from this book? What would you have done differently if you were the main character in this book?
Explore: Students make sense of a concept through observations.	Students will complete the Character Traits Enemy Pie Graphic Organizer. Students will introduce themselves to their classmates by using the “Find a Friend Who” Icebreaker Activity. This activity gives students a chance to move around and get to know new classmates and find out an interesting fact about an old friend. As students walk around the classroom, they find a “friend who,” by asking their classmates questions that are on the sheet. They will write the name of the “student who” in the box. Students will complete the Character Traits Wordsearch. Practice, Practice, Practice Math Review for You Worksheet. At the end of the day, let students relax a few minutes and complete the My First Day of 5 th Grade Worksheet- Students should reflect on three ways they will show kindness to new people they meet. This would make a great classroom bulletin board with all of the different ways the different students will display kindness to others during the school year.
Explain: Teacher introduces formal vocabulary and language to students.	The teacher will go over School Procedures/Classroom Rules, etc. Vocabulary may be associated with the procedures, rules, and other components of the lesson plan.
Elaborate: Students apply what they have learned.	Students will complete the worksheets and practice activities attached to this lesson plan.
Evaluate: assessment.	Teachers should choose which activities to use as formal/informal assessments.
Enrichment/Service-Learning Project	Using the 5th Grade Superstar Cards-tell students to let you know when they see one of their classmates being kind or helping someone at school. Once a week, handout Superstar Cards, once a month, allow those students who have been awarded a Superstar Card to get a prize from the prize jar, or some other small reward.

Wreaths Across America Lesson Plan

Teacher:	Date:
Grade: 5 th	Lesson: Back to School, Superstar Service Learning-Kindness

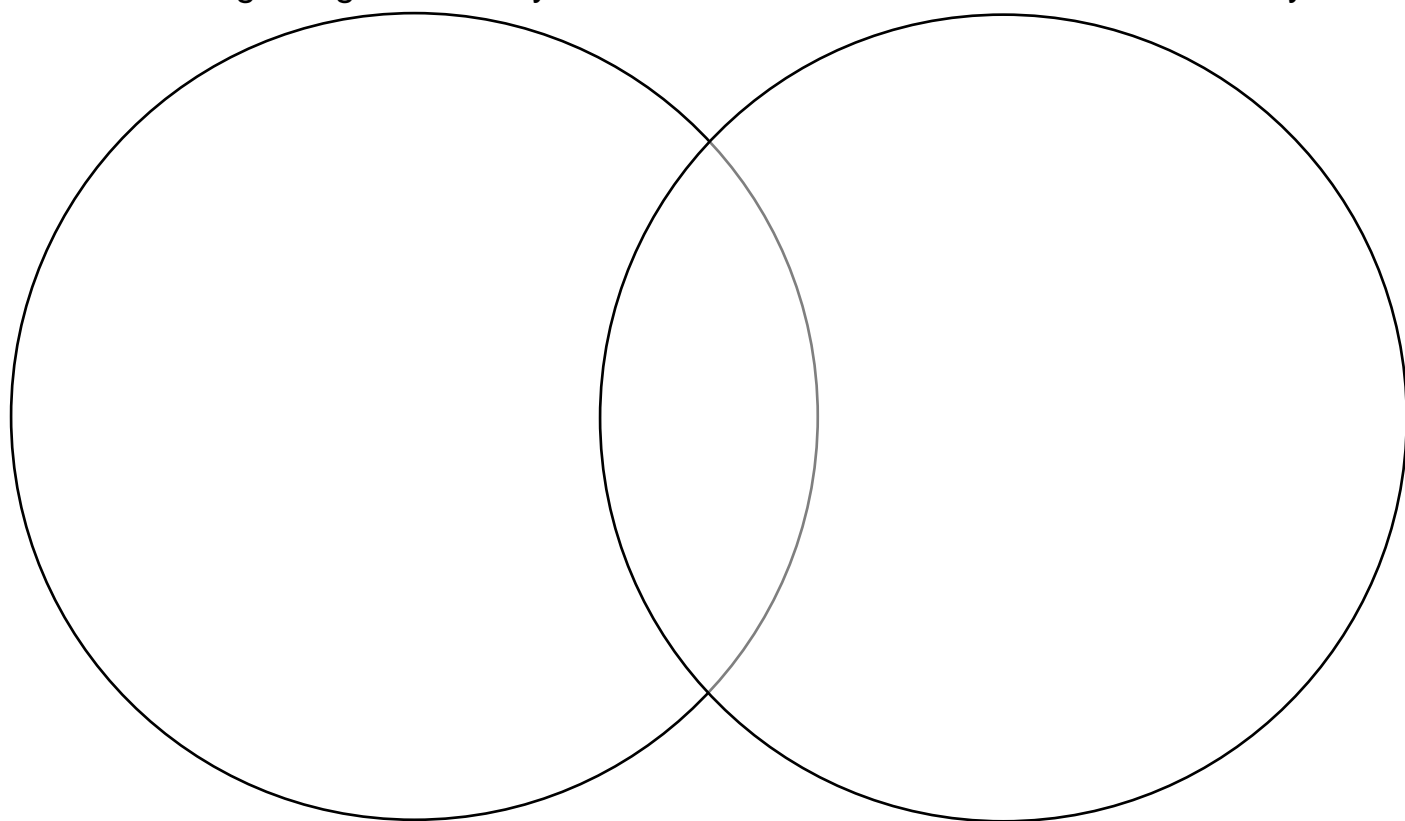
Name _____

Character Traits *Enemy Pie* Graphic Organizer

In the book, *Enemy Pie*, how does the main character's traits change from the beginning of the book to the end of the book? Use the information from the text to fill in the Venn Diagram and to answer the following questions.

_____ 's Character
Traits at the beginning of the story.

_____ 's Character
Traits at the end of the story.



What was the most important change in the main character?

What caused this big change in the main character?

Wreaths Across America


Lesson Plan

Teacher:	Date:
Grade: 5 th	Lesson: Back to School, Superstar Service Learning-Kindness

Expand Your Vocabulary!!!

Synonyms for Common Character Traits

Synonyms for Nice helpful friendly kindhearted compassionate pleasant thoughtful agreeable courteous	Synonyms for Mean wicked rude thoughtless impolite cruel hateful unfriendly unkind	Synonyms for Happy cheerful joyful excited satisfied content delighted pleased glad	Synonyms for Sad depressed serious gloomy miserable unhappy discouraged sorrowful mournful
Synonyms for Scared terrified panicked nervous afraid alarmed frightened fearful petrified	Synonyms for Mad exasperated annoyed outraged furious frustrated angry displeased irritated	Synonyms for Smart intelligent brilliant clever bright skillful wise brainy	Synonyms for Tricky dishonest deceitful sneaky secretive sly untrustworthy
Synonyms for Funny amusing hysterical humorous comical hilarious silly	Synonyms for Brave daring courageous adventurous fearless heroic	Synonyms for Thankful appreciative grateful Synonyms for Shy bashful quiet	Synonyms for Talkative chatty communicative Synonyms for Active athletic energetic



Wreaths Across America

Lesson Plan

Teacher:	Date:
Grade: 5 th	Lesson: Back to School, Superstar Service Learning-Kindness

Name _____

Character Traits Wordsearch

F	Q	A	Z	W	S	C	H	A	T	T	Y	X	E	C
R	E	V	E	L	C	R	U	D	C	R	F	V	H	O
A	E	A	F	T	G	U	M	B	D	Y	H	T	E	M
T	T	N	R	U	J	E	O	M	E	I	K	N	R	P
H	I	O	U	L	L	L	R	Q	I	A	Z	A	O	A
L	L	T	S	W	E	S	O	X	F	R	F	I	I	S
E	O	N	T	V	T	S	U	W	I	S	E	L	C	S
T	P	E	R	G	M	I	S	E	R	A	B	L	E	I
I	M	T	A	B	Y	S	H	M	R	M	O	I	L	O
C	I	N	T	E	L	L	I	G	E	N	T	R	D	N
K	U	O	E	Q	A	Y	Z	W	T	S	X	B	E	A
H	N	C	D	A	R	I	N	G	H	J	K	R	I	T
T	E	I	U	Q	M	S	E	C	R	E	T	I	V	E

intelligent	daring	miserable	sly	brilliant
humorous	athletic	fearless	frustrated	heroic
content	terrified	cruel	compassionate	secretive
quiet	clever	chatty	wise	impolite

Wreaths Across America Lesson Plan

Teacher:	Date:
Grade: 5 th	Lesson: Back to School, Superstar Service Learning-Kindness

Teacher Answer Key

Name _____

Character Traits Wordsearch

F	Q	A	Z	W	S	C	H	A	T	T	Y	X	E	C
R	E	V	E	L	C	R	U	D	C	R	F	V	H	O
A	E	A	F	T	G	U	M	B	D	Y	H	T	E	M
T	T	N	R	U	J	E	O	M	E	I	K	N	R	P
H	I	O	U	L	L	L	R	Q	I	A	Z	A	O	A
L	L	T	S	W	E	S	O	X	F	R	F	I	I	S
E	O	N	T	V	T	S	U	W	I	S	E	L	C	S
T	P	E	R	G	M	I	S	E	R	A	B	L	E	I
I	M	T	A	B	Y	S	H	M	R	M	O	I	L	O
C	I	N	T	E	L	L	I	G	E	N	T	R	D	N
K	U	O	E	Q	A	Y	Z	W	T	S	X	B	E	A
H	N	C	D	A	R	I	N	G	H	J	K	R	I	T
T	E	I	U	Q	M	S	E	C	R	E	T	I	V	E

intelligent	daring	miserable	sly	brilliant
humorous	athletic	fearless	frustrated	heroic
content	terrified	cruel	compassionate	secretive
quiet	clever	chatty	wise	impolite





















Wreaths Across America

Lesson Plan

Teacher:	Date:
Grade: 5 th	Lesson: Back to School, Superstar Service Learning-Kindness

Name _____

FIND A FRIEND WHO

Rides a bicycle 	Wears Boots 	Likes to Dance 	Likes to Sing 
Likes Tacos 	Likes flipflops 	Likes being Kind 	Has a Younger Brother 
Likes Video Games 	Likes to Read 	Likes to Swim 	Wears Glasses 
Likes snow 	Rides a School Bus 	Has a pet dog 	Likes Science 
Likes helping others 	Likes fishing 	Likes School 	Plays Soccer 

Wreaths Across America Lesson Plan

Teacher:	Date:
Grade: 5 th	Lesson: Back to School, Superstar Service Learning-Kindness

Name _____

Practice, Practice, Practice Math Review for You Sheet

Multiply in columns - 1 digit by 2 digits

1. $\begin{array}{r} 27 \\ \times 4 \\ \hline \end{array}$	2. $\begin{array}{r} 19 \\ \times 5 \\ \hline \end{array}$	3. $\begin{array}{r} 38 \\ \times 3 \\ \hline \end{array}$	4. $\begin{array}{r} 54 \\ \times 6 \\ \hline \end{array}$	5. $\begin{array}{r} 75 \\ \times 4 \\ \hline \end{array}$
6. $\begin{array}{r} 63 \\ \times 6 \\ \hline \end{array}$	7. $\begin{array}{r} 40 \\ \times 9 \\ \hline \end{array}$	8. $\begin{array}{r} 84 \\ \times 2 \\ \hline \end{array}$	9. $\begin{array}{r} 96 \\ \times 7 \\ \hline \end{array}$	10. $\begin{array}{r} 29 \\ \times 8 \\ \hline \end{array}$

Adding decimals (missing addend)

11. $1.6 + \underline{\quad} = 5$	12. $9.5 + \underline{\quad} = 11.3$	13. $5.6 + \underline{\quad} = 7.2$
14. $5.8 + \underline{\quad} = 9.6$	15. $\underline{\quad} + 4.3 = 12.9$	16. $7.6 + \underline{\quad} = 18.2$
17. $\underline{\quad} + 8.6 = 17.1$	18. $15.9 + \underline{\quad} = 23.4$	19. $\underline{\quad} + 20.4 = 20.9$
20. $42.7 + \underline{\quad} = 53.5$	21. $\underline{\quad} + 35.4 = 41.1$	22. $18.6 + \underline{\quad} = 61.6$

Wreaths Across America





Lesson Plan

Teacher:	Date:
Grade: 5 th	Lesson: Back to School, Superstar Service Learning-Kindness

Division Facts: Missing Numbers (1-12)

23. $24 \div 6 = \underline{\quad}$	24. $\underline{\quad} \div 8 = 4$	25. $36 \div 6 = \underline{\quad}$	26. $36 \div 4 = \underline{\quad}$
27. $48 \div 6 = \underline{\quad}$	28. $\underline{\quad} \div 9 = 6$	29. $\underline{\quad} \div 9 = 9$	30. $72 \div 9 = \underline{\quad}$

Data and Graphing

Shop	Bags of Apples
A	
B	
C	
D	

31. How many bags of apples did Shop C sell?

32. Which Shop sold 125 bags of apples?

33. Which Shop sold twice as many apples as Shop C?

= 25 bags of Apples

Wreaths Across America

Lesson Plan

Teacher:	Date:
Grade: 5 th	Lesson: Back to School, Superstar Service Learning-Kindness

TEACHER ANSWER KEY

Name _____

Practice, Practice, Practice Math Review for You Sheet

Multiply in columns - 1 digit by 2 digits

1. $\begin{array}{r} 27 \\ \times 4 \\ \hline \end{array}$	2. $\begin{array}{r} 19 \\ \times 5 \\ \hline \end{array}$	3. $\begin{array}{r} 38 \\ \times 3 \\ \hline \end{array}$	4. $\begin{array}{r} 54 \\ \times 6 \\ \hline \end{array}$	5. $\begin{array}{r} 75 \\ \times 4 \\ \hline \end{array}$
108	95	114	324	300
6. $\begin{array}{r} 63 \\ \times 6 \\ \hline \end{array}$	7. $\begin{array}{r} 40 \\ \times 9 \\ \hline \end{array}$	8. $\begin{array}{r} 84 \\ \times 2 \\ \hline \end{array}$	9. $\begin{array}{r} 96 \\ \times 7 \\ \hline \end{array}$	10. $\begin{array}{r} 29 \\ \times 8 \\ \hline \end{array}$
378	360	168	672	232

Adding decimals (missing addend)

11. $1.6 + \underline{\quad} = 5$	12. $9.5 + \underline{\quad} = 11.3$	13. $5.6 + \underline{\quad} = 7.2$
3.4	1.8	1.6
14. $5.8 + \underline{\quad} = 9.6$	15. $\underline{\quad} + 4.3 = 12.9$	16. $7.6 + \underline{\quad} = 18.2$
3.8	8.6	10.6
17. $\underline{\quad} + 8.6 = 17.1$	18. $15.9 + \underline{\quad} = 23.4$	19. $\underline{\quad} + 20.4 = 20.9$
8.5	7.5	0.5
20. $42.7 + \underline{\quad} = 53.5$	21. $\underline{\quad} + 35.4 = 41.1$	22. $18.6 + \underline{\quad} = 61.6$
10.8	5.7	43

Wreaths Across America





Lesson Plan

Teacher:	Date:
Grade: 5 th	Lesson: Back to School, Superstar Service Learning-Kindness

Division Facts: Missing Numbers (1-12)

23. $24 \div 6 = \underline{\quad}$ 4	24. $\underline{\quad} \div 8 = 4$ 32	25. $36 \div 6 = \underline{\quad}$ 6	26. $36 \div 4 = \underline{\quad}$ 9
27. $48 \div 6 = \underline{\quad}$ 8	28. $\underline{\quad} \div 9 = 6$ 54	29. $\underline{\quad} \div 9 = 9$ 81	30. $72 \div 9 = \underline{\quad}$ 8

Data and Graphing

Shop	Bags of Apples
A	
B	
C	
D	

31. How many bags of apples did Shop C sell? **100 bags of apples**

32. Which Shop sold 125 bags of apples? **Shop A sold 125 bags of apples.**


33. Which Shop sold twice as many apples as Shop C? **Shop D sold twice as many apples as Shop C.**


= 25 bags of Apples


Wreaths Across America
Lesson Plan

Teacher:	Date:
Grade: 5 th	Lesson: Back to School, Superstar Service Learning-Kindness

My First Day of 5th Grade



SELF PORTRAIT



MY BIRTHDAY

MY FAVORITE THINGS:

COLOR: _____

FOOD: _____

PLACE: _____

MOVIE: _____

PERSON: _____

BOOK: _____

COOKIE: _____

SUBJECT: _____

THING TO DO: _____

I will be KIND to NEW people I meet in the following ways:

1. _____

2. _____

3. _____

**Wreaths Across America
Lesson Plan**

Teacher:	Date:
Grade: 5 th	Lesson: Back to School, Superstar Service Learning-Kindness

