

Veterans Day Lesson Plan

1st Grade



Wreaths Across America

Lesson Plan

Teacher:	Date:
Grade: 1 st Grade	Lesson: Informative writing and “Finding a Way to Serve” on Veterans Day-Service Learning

<p>OBJECTIVES:</p> <p><u>CCSS.ELA-LITERACY.W.1.2</u> Write informative/explanatory texts in which they name a topic, supply some facts about the topic, and provide some sense of closure.</p> <p><u>CCSS.ELA-LITERACY.W.1.5</u> With guidance and support from adults, focus on a topic, respond to questions and suggestions from peers, and add details to strengthen writing as needed.</p> <p><u>CCSS.ELA-LITERACY.W.1.8</u> With guidance and support from adults, recall information from experiences or gather information from provided sources to answer a question.</p>	<p>STRATEGIES:</p> <ul style="list-style-type: none"> <input type="checkbox"/> Drawing/Coloring <input type="checkbox"/> Writing <input type="checkbox"/> Graphic Organizer <input type="checkbox"/> Think/Pair/Share <input type="checkbox"/> Modeling <input type="checkbox"/> Collaboration <input type="checkbox"/> Discussion Questions <input type="checkbox"/> Small Groups <input type="checkbox"/> Large Group <input type="checkbox"/> Brainstorm
MATERIALS:	Computer/laptop; internet (with access to YouTube); Smart Board; Copies of Vocabulary Word Match Sheet, Copies of Graphic Organizer
Engage: Hook the students	<p>1. Play the Sadie Pope Dowdell Library Celebrity Story Time Reading of “Night Catch”, Brenda Ehrmantraut, Author; Vicki Wehrman, Illustrator; read by Sergeant Major Adam Smith; https://youtu.be/nVWXMxI0rv0</p> <p>2. Think/Pair/Share Activity- Pair the students with a partner. Explain the T/P/S directions. The students will think of their answer, get with their partner and share their answer.</p> <p>T/P/S Question: What does the word sacrifice mean? What sacrifices do Veterans make when they are serving our country? What sacrifices do their families make?</p>
Explore: Students make sense of a concept through observations.	<p>3. Hand out the Graphic Organizer-Informative Text for Veterans Day.</p> <p>4. Play the Fresberg Cartoon Educational Videos for Children, “Why do we celebrate Veterans Day?”, https://youtu.be/kdlkw4p4-FU Pause the video as the questions from the Graphic Organizer are answered, giving the students time to record their answers.</p>
Explain: Teacher introduces formal vocabulary and language to students.	<p>Armistice Day armistice veteran honor sacrifice Veterans Day</p>
Elaborate: Students apply what they have learned.	<p>What day do we celebrate Veterans Day? Why do we honor our Veterans? Write informative/explanatory text.</p>
Evaluate: assessment.	Vocabulary Match Practice Sheet, Graphic Organizer, informative/explanatory text
Enrichment/Service Learning “Find a Way to Serve”	Brainstorm-Find a Way to Serve Veterans on Veterans Day! For example, write Thank You Letters, write a Poem, draw pictures, collect and deliver socks for a local VA hospital, hold a Veterans Day program at your school and invite Veterans from your community.

==

**Wreaths Across America
Lesson Plan**

Teacher:	Date:
Grade: 1 st Grade	Lesson: Informative writing and "Finding a Way to Serve" on Veterans Day-Service Learning

Vocabulary Practice

Draw a line to match the vocabulary term to its definition.

- ☐
Armistice

- ☐
Armistice Day

- ☐
Honor

- ☐
Veteran

- ☐
Sacrifice

- ☐
Veterans Day

A holiday on November 11, 2019, that marked the end of World War I.

The term used to describe people who served in the armed forces.

The act of giving up something of great value to show loyalty or deep affection.

A US holiday that celebrates the service of all U.S. military veterans.

The end of a war, when the countries agree to stop fighting.

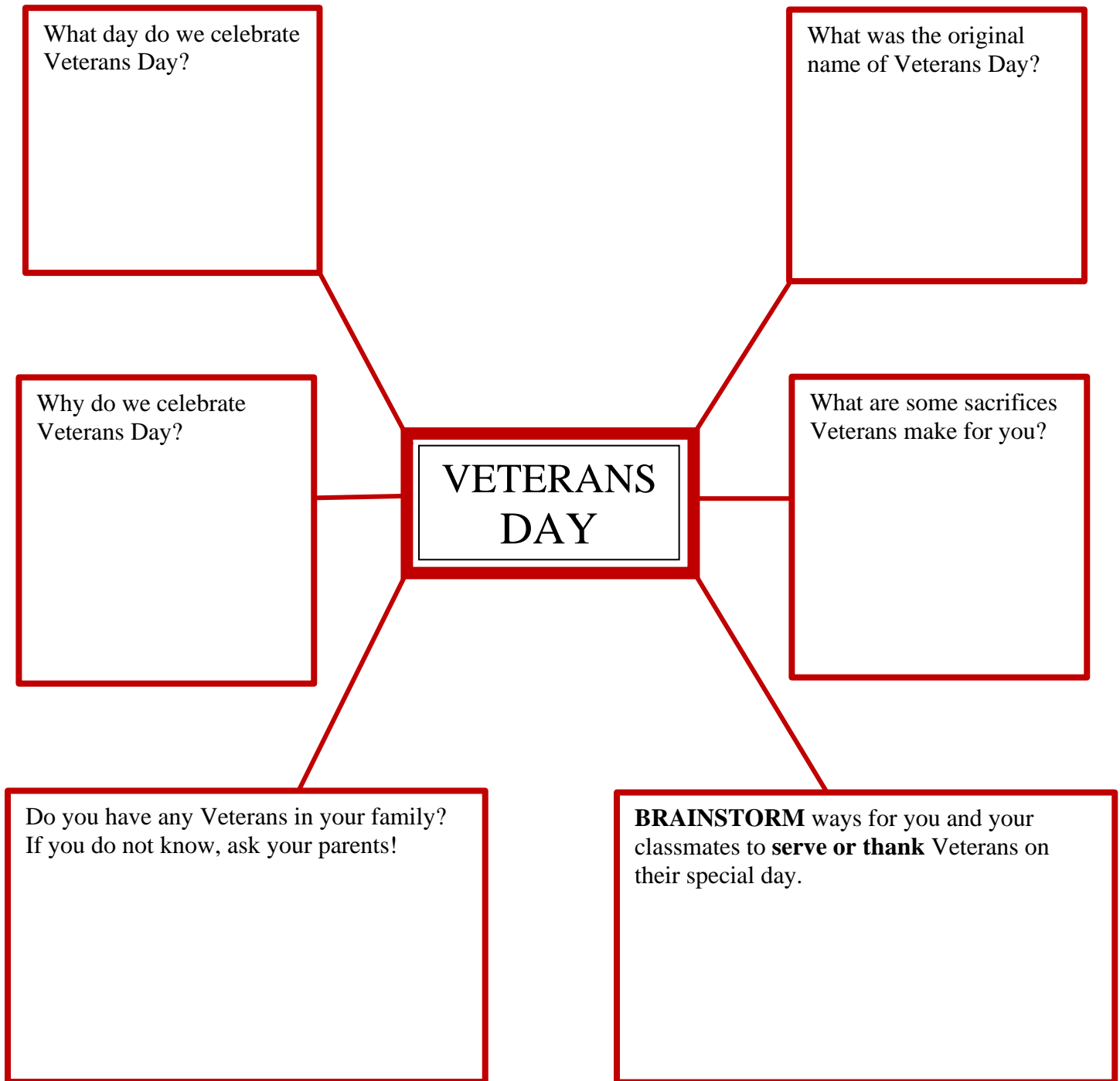
A showing of respect.



Wreaths Across America Lesson Plan

Teacher:	Date:
Grade: 1 st Grade	Lesson: Informative writing and "Finding a Way to Serve" on Veterans Day-Service Learning

Graphic Organizer for Informative Text about Veterans Day



Wreaths Across America

Lesson Plan

Teacher:	Date:
Grade: 1 st Grade	Lesson: Informative writing and “Finding a Way to Serve” on Veterans Day-Service Learning

Service-Learning Project-Veterans Day





- 1. Define Community Service**-Community service is unpaid work performed by a person or group of people for the benefit and betterment of their community.
- 2. Explain** that community service can take many different forms. (For example, conducting a canned food drive for your local food bank, or raising money to help a local charity that provides food and other necessities for a local animal shelter, or providing school supplies for students whose families may have fallen on hard times.)
- 3. Describe** some of the opportunities available for your students to perform a community service project to “serve” veterans in your local community.
- 4. Brainstorm** ideas for a Community Service Project your students can perform! Think about projects that can help veterans in a local VA Hospital or VA Home.
- 5. Pick a Project**-Discuss the various ideas from the Brainstorming Activity, allow the students to vote or choose a project they can complete as a class. Choose a name for the project. Tell students to write the name of their project on the Service-Learning form.
- 6. Discuss** the next steps for their project. Tell the students to list the steps on the Service-Learning form. (This should include making a poster, like the Rosie the Riveter “We Can Do It” poster, to advertise their project.)
- 7. Examine** ways parents, family members and friends can help your class with their Service-Learning Project. Tell the students to write this on their Service-Learning form.
- 8. Decide** a Start and End date for your project. Tell the students to write the dates on their Service-Learning form.
- 9. Attach** a note to the Service-Learning Project form to send home to parents, letting them know their child will be participating in the project. The type of project your class decides to do will determine how much help they may need from parents and family members. For example, if they decide to write thank you cards, they may only need parents to help with postage, if they conduct a sock campaign, they will need a few more resources.
- 10. Conduct** a debriefing when the project is complete. Ask students to write a short paragraph about their project.
- Make sure you send an email to teach@wreathscrossamerica.org telling us what kind of project your class completed! Put your school’s name and project name in the subject line of the email!! We look forward to hearing from you!!

Wreaths Across America Lesson Plan

Teacher:	Date:
Grade: 1 st Grade	Lesson: Informative writing and "Finding a Way to Serve" on Veterans Day-Service Learning

Student Name _____

Service-Learning Project Form-Veterans Day

	Write the name of your class project here:
	Write the steps for your project here:
	How can my family & friends help?
	Date your class project will START: _____ Date your class project will END: _____